CE Test Report

Equipment	:	**802.11ax Wi-Fi 6 + BT5.4 Module**
Model No.	:	**Veda IF912**
Brand Name	:	**Ezurio**
Applicant	:	**Ezurio LLC**
Address	:	**W66N220 Commerce Court, Cedarburg, WI 53012 United States Of America**
Standard	:	**EN 300 328 V2.2.2 (2019-07)**
Received Date	:	**Jan. 12, 2026**
Tested Date	:	**Feb. 23 ~ Mar. 20, 2026**

We, International Certification Corporation, would like to declare that the tested sample has been evaluated and in compliance with the requirement of the above standards. The test results contained in this report refer exclusively to the product. It shall not be reproduced except in full without the written approval of our laboratory.

Reviewed by: **Approved by:**

Alex Huang / Supervisor **Gary Chang / Manager**

Table of Contents

1 GENERAL DESCRIPTION 5

1.1 Information 5
1.2 Local Support Equipment List 8
1.3 Test Setup Chart 8
1.4 Test Equipment List and Calibration Data 9
1.5 Testing Applied Standards 10
1.6 Deviation from Test Standard and Measurement Procedure 10
1.7 Measurement Uncertainty 10

2 TEST CONFIGURATION 11

2.1 Testing Facility 11
2.2 The Worst Test Modes and Channel Details 11

3 TRANSMITTER TEST RESULTS 12

3.1 RF Output Power (EIRP) 12
3.2 Power Spectral Density 13
3.3 Occupied Channel Bandwidth 14
3.4 Transmitter Unwanted Emissions in the Out-Of-Band Domain 15
3.5 Transmitter Unwanted Emissions in the Spurious Domain 16

4 RECEIVER TEST RESULTS 18

4.1 Receiver Spurious Emissions 18

5 RECEIVER BLOCKING TEST RESULTS 20

5.1 Receiver Blocking 20

6 PHOTOGRAPHS OF THE TEST CONFIGURATION 23

7 TEST LABORATORY INFORMATION 25

Appendix A. RF Output Power (EIRP)

Appendix B. Power Spectral Density

Appendix C. Occupied Channel Bandwidth

Appendix D. Transmitter Unwanted Emissions In The Out-Of-Band Domain

Appendix E. Transmitter Spurious Emissions

Appendix F. Receiver Spurious Emissions

Appendix G. Receiver Blocking

Release Record

Report No.	Version	Description	Issued Date
ER611203AE	Rev. 01	Initial issue	Aug. 06, 2026

Summary of Test Results

Ref. Std. Clause	Test Items	Measured	Result
4.3.2.2	RF Output Power (EIRP)	9.29 dBm.	Pass
4.3.2.3	Power Spectral Density	Meet the requirement of limit.	Pass
4.3.2.4	Duty Cycle, Tx-sequence, Tx-gap	Only for non-adaptive equipment.	N/A
4.3.2.5	Medium Utilisation (MU) factor	Only for non-adaptive equipment.	N/A
4.3.2.6	Adaptivity	The RF Output power is less than 10 dBm e.i.r.p. This item is not applicable.	N/A
4.3.2.7	Occupied Channel Bandwidth	Meet the requirement of limit.	Pass
4.3.2.8	Transmitter unwanted emissions in the out of band domain	Meet the requirement of limit.	Pass
4.3.2.9	Transmitter unwanted emissions in the spurious domain	Meet the requirement of limit.	Pass
4.3.2.10	Receiver spurious emissions	Meet the requirement of limit.	Pass
4.3.2.11	Receiver Blocking	Meet the requirement of limit.	Pass
4.3.2.12	Geo-location Capability	The device has no this capability.	N/A

Declaration of Conformity:
The test results with all measurement uncertainty excluded are presented in accordance with the regulation limits or requirements declared by manufacturers.
Comments and Explanations:
The declared of product specification for EUT presented in the report are provided by the manufacturer, and the manufacturer takes all the responsibilities for the accuracy of product specification.

1 General Description

1.1 Information

1.1.1 Product Details

Model Name	Part No.	Product Name	Description
Veda IF912	453-00396	802.11ax Wi-Fi 6 + BT5.4 Module	Module, Veda IF912, SIP, Tri Band, No Embedded Memory, RF Trace Pin
	453-00397		Module, Veda IF912, SIP, Tri Band, Embedded Ext. Memory, 8M PSRAM, 8M Flash, RF Trace Pin

1.1.2 Specification of the Equipment under Test (EUT)

RF General Information				
Frequency Range (MHz)	**Bluetooth Mode**	**Ch. Frequency (MHz)**	**Channel Number**	**Data Rate**
2400-2483.5	LE	2402-2480	0-39 [40]	125 kbps
				500 kbps
				1 Mbps
				2 Mbps
Note: Bluetooth LE (Low energy) uses GFSK modulation.				

1.1.3 Antenna Details

Integrated Antenna

Brand / Model	Part Number	Type	Connector	Operating Frequencies (MHz) / Antenna Gain (dBi)				
				2400~2483.5	5150~5250	5250~5350	5470~5725	5725~5850
Yageo / Chip Antenna	ANT1608LL 14R2460A	Chip	NA	2.3	0.1	0.1	1.8	2.5

External Antenna

Brand / Model	Part Number	Type	Connector	Operating Frequencies (MHz) / Antenna Gain (dBi)				
				2400~2483.5	5150~5250	5250~5350	5470~5725	5725~5850
Ezurio / FlexMIMO 6E	EFD2471A3 S-10MH4L	PIFA	MHF4L	2.2	3.8	3.8	3.8	3.8
Ezurio / FlexPIFA 6E	EFB2471A3 S-10MH4L	PIFA	MHF4L	2.2	3.9	3.9	3.9	3.9
Ezurio / Mini NanoBlade Flex 6GHz	EMF2471A3 S-10MH4L	PCB Dipole	MHF4L	2.4	4.4	4.4	4.4	4.4
Joymax Electronics / Dipole 6E	TWX-100BR S3B	Dipole	RP-SMA	2	4	4	4	4
Ezurio / FlexPIFA Dual Band	001-0021	PIFA	IPEX MHF4L	2.5	3	3	3	3
Ezurio / FlexPIFA Dual Band	EFB2455A3 S-15MH4L	PIFA	MHF1	2.5	3	3	3	3

1.1.4 EUT Operational Condition

Power Supply Type	3.3Vdc from host		
SW Version	IFX_Ezurio-H1CP-04022026-2		
Operational Climatic	☒ Tnom (20°C)	☒ Tmax (85°C)	☒ Tmin (-40°C)

1.1.5 Accessories

N/A

1.1.6 Channel List

Channel No.	Frequency (MHz)	Channel No.	Frequency (MHz)	Channel No.	Frequency (MHz)
37	2402	12	2430	26	2458
0	2404	13	2432	27	2460
1	2406	14	2434	28	2462
2	2408	15	2436	29	2464
3	2410	16	2438	30	2466
4	2412	17	2440	31	2468
5	2414	18	2442	32	2470
6	2416	19	2444	33	2472
7	2418	20	2446	34	2474
8	2420	21	2448	35	2476
9	2422	22	2450	36	2478
10	2424	23	2452	39	2480
38	2426	24	2454	---	---
11	2428	25	2456	---	---

1.1.7 Test Tool and Duty Cycle

Test Tool	AIROC	
Modulation Mode	**Duty Cycle Of Test Signal (%)**	**Duty Factor (dB)**
BT-LE(125kbps)	97.77%	0.10
BT-LE(500kbps)	91.02%	0.41
BT-LE(1Mbps)	85.59%	0.68
BT-LE(2Mbps)	58.88%	2.30

1.1.8 Power Index of Test Tool

Modulation Mode	Test Frequency (MHz)		
	2402	**2440**	**2480**
BT-LE(125kbps)	Default	Default	Default
BT-LE(500kbps)	Default	Default	Default
BT-LE(1Mbps)	Default	Default	Default
BT-LE(2Mbps)	Default	Default	Default

1.2 Local Support Equipment List

Support Equipment List					
No.	**Equipment**	**Brand**	**Model**	**S/N**	**Remarks**
1	Laptop	DELL	Latitude 3440	DJF7JX3	---
2	Fixture	---	---	---	Provided by applicant.
3	50Ω terminator	---	---	---	---

1.3 Test Setup Chart

Test Setup Diagram (Radiated Test)

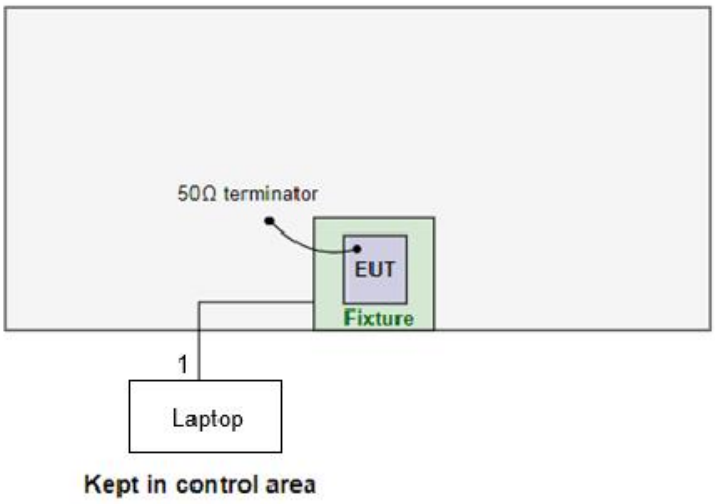

Test Setup Diagram (Conducted Test)

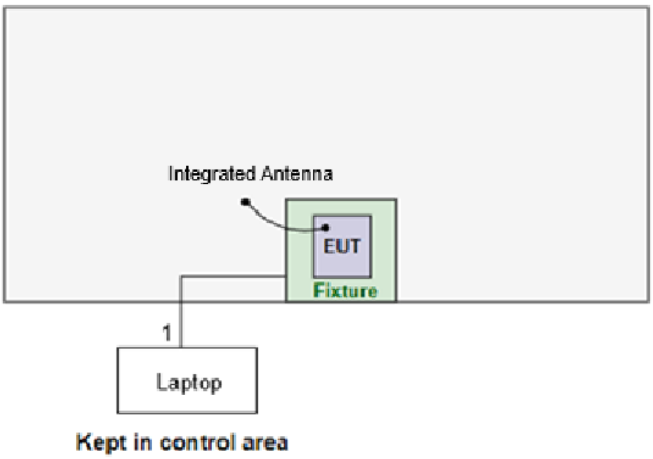

No.	Signal cable / Length (m)
1	Type-C USB, 1.3m shielded.

1.4 Test Equipment List and Calibration Data

Test Item	Radiated Emissions				
Test Site	Fully –anechoic chamber 1 / (05CH01-WS)				
Test Date	Feb. 23, 2026				
Instrument	**Brand**	**Model No.**	**Serial No.**	**Calibration Date**	**Calibration Until**
Spectrum Analyzer	Agilent	N9010A	MY54200247	Nov. 25, 2025	Nov. 24, 2026
Bilog Antenna	SCHWARZBECK	VULB9168	VULB9168-524	Jan. 15, 2026	Jan. 14, 2027
Horn Antenna 1G-18G	SCHWARZBECK	BBHA 9120 D	BBHA 9120 D 1094	Nov. 28, 2025	Nov. 27, 2026
Preamplifier	Agilent	83017A	MY39501308	Nov. 24, 2025	Nov. 23, 2026
Preamplifier	EMC	EMC02325	980146	Oct. 23, 2025	Oct. 22, 2026
RF Cable-1M	EMC	EMC104-35M-35M-1000	S/N:210904	Oct. 07, 2025	Oct. 06, 2026
RF Cable	HUBER+SUHNER	SUCOFLEX104	MY16609/4	Oct. 07, 2025	Oct. 06, 2026
RF Cable	HUBER+SUHNER	SUCOFLEX104	MY15686/4	Oct. 07, 2025	Oct. 06, 2026
LF cable 3M	Woken	CFD400NL-LW	CFD400NL-005	Oct. 07, 2025	Oct. 06, 2026
LF cable 10M	Woken	CFD400NL-LW	CFD400NL-006	Oct. 07, 2025	Oct. 06, 2026
Measurement Software	AUDIX	e3	6.120210g	NA	NA
Note: Calibration Interval of instruments listed above is one year.					

Test Item	Receiver Blocking				
Test Site	DF01-WS				
Test Date	Mar. 20, 2026				
Instrument	**Brand**	**Model No.**	**Serial No.**	**Calibration Date**	**Calibration Until**
Wireless connectivity tester	R&S	CMW270	100856	Jan. 06, 2026	Jan. 05, 2027
Vector Signal Generator	R&S	SMW200A	109619	Aug. 04, 2025	Aug. 03, 2026
RF cable-0.5M	HUBER+SUHNER	SUCOFLEX_104	500202/4	Oct. 09, 2025	Oct. 08, 2026
RF cable-0.5M	HUBER+SUHNER	SUCOFLEX_104	296088/4	Oct. 09, 2025	Oct. 08, 2026
RF Cable	EMC	EMC105SFF-SM-SM-2000	210816	Oct. 09, 2025	Oct. 08, 2026
Combiner(1X2)	WOKEN	2WAYDIV	12101200003	Oct. 09, 2025	Oct. 08, 2026
Note: Calibration Interval of instruments listed above is one year.					

Test Item	RF Conducted				
Test Site	(TH01-WS)				
Test Date	Mar. 05, 2026				
Instrument	**Brand**	**Model No.**	**Serial No.**	**Calibration Date**	**Calibration Until**
Spectrum Analyzer	R&S	FSV40	101910	Apr. 18, 2025	Apr. 17, 2026
TEMP&HUMIDITY CHAMBER	GIANT FORCE	GCT-225-40-SP-SD	MAF1212-002	Jun. 26, 2025	Jun. 25, 2026
Power Sensor	Agilent	U2021XA	MY54070003	Mar. 19, 2025	Mar. 18, 2026
RF Cable-1M	EMC	EMC104-35M-35M-1000	S/N:210928	Oct. 11, 2025	Oct. 10, 2026
Measurement Software	Sporton	SENSE-300328_FS	5.11.6.0	NA	NA
Measurement Software	Agilent	EN RF test	1.1501125	NA	NA
Note: Calibration Interval of instruments listed above is one year.					

1.5 Testing Applied Standards

According to the specifications of the manufacturer, the EUT must comply with the requirements of the following standards:

EN 300 328 V2.2.2 (2019-07)

1.6 Deviation from Test Standard and Measurement Procedure

None

1.7 Measurement Uncertainty

The measurement uncertainties given below are based on a 95% confidence level (based on a coverage factor (k=2)).

Measurement Uncertainty		
Parameters	**Uncertainty**	**Limit**
Occupied Channel Bandwidth	±0.0034 %	±5 %
RF output power (EIRP), conducted	±0.592 dB	±1.5 dB
Power Spectral Density, conducted	±0.583 dB	±3 dB
Unwanted Emissions, conducted	±2.715 dB	±3 dB
All emissions, radiated	±3.14 dB	±6 dB
Temperature	±0.4 ºC	±3 °C
Supply voltages	±0.15 %	±3 %
Time	±0.1 %	±5 %

2 Test Configuration

2.1 Testing Facility

Test Laboratory	International Certification Corporation
Test Site	TH01-WS, 05CH01-WS, DF01-WS
Address of Test Site	No.3-1, Lane 6, Wen San 3rd St., Kwei Shan Dist., Tao Yuan City 33381, Taiwan (R.O.C.)

2.2 The Worst Test Modes and Channel Details

Test item	Modulation Mode	Test Frequency (MHz)	Mode	Test method	Not
RF Output Power (EIRP) Power Spectral Density Occupied Channel Bandwidth	BT-LE(125kbps) BT-LE(500kbps) BT-LE(1Mbps) BT-LE(2Mbps)	2402 / 2440 / 2480 2402 / 2440 / 2480 2402 / 2440 / 2480 2402 / 2440 / 2480	TX	Conducted	---
Transmitter unwanted emissions in the out of band domain	BT-LE(125kbps) BT-LE(500kbps) BT-LE(1Mbps) BT-LE(2Mbps)	2402 / 2480 2402 / 2480 2402 / 2480 2402 / 2480	TX	Conducted	---
Transmitter Spurious Emissions	BT-LE(125kbps) BT-LE(500kbps) BT-LE(1Mbps) BT-LE(2Mbps)	2402 / 2480 2402 / 2480 2402 / 2480 2402 / 2480	TX	Conducted	---
				Radiated	Note 2
Receiver Spurious Emissions	BT-LE(125kbps) BT-LE(500kbps) BT-LE(1Mbps) BT-LE(2Mbps)	2402 / 2480 2402 / 2480 2402 / 2480 2402 / 2480	RX	Conducted	---
				Radiated	Note 2
Receiver Blocking	BT-LE(125kbps)	2402 / 2480	RX	Conducted	---

NOTE:
1. The EUT was pretested with 3 orientations placed on the table for the radiated emission measurement – X, Y, and Z-plane. The **Z-plane** result was found as the worst case and was shown in this report.
2. The 50Ω terminator is connected to antenna port of EUT for radiated emission measurement.
3. Two skus had been covered during the pretest and found that **Part No. 453-00397** was the worst case and was selected for the final test. (sku 1: Part No. 453-00396, sku 2: Part No. 453-00397)

3 Transmitter Test Results

3.1 RF Output Power (EIRP)

3.1.1 Limit of RF Output Power (EIRP)

The maximum RF output power (EIRP) shall be 20 dBm.

3.1.2 Test Procedures

Reference to clause 5.4.2.2 of ETSI EN 300 328 V2.2.2 (2019-07).

3.1.3 Test Setup

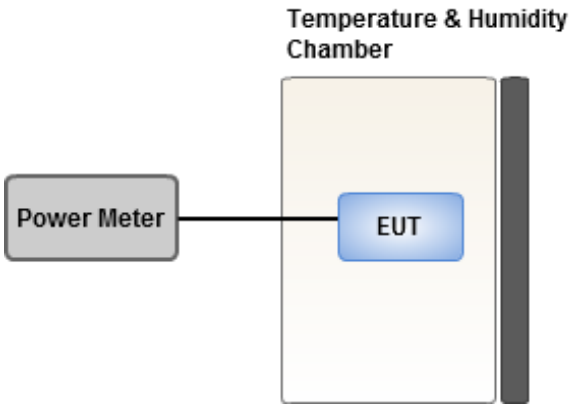

3.1.4 Test Results

Ambient Condition	25°C / 65%	**Tested By**	Ryan Lee

Refer to Appendix A.

3.2 Power Spectral Density

3.2.1 Limit of Power Spectral Density

The maximum Power Spectral Density is limited to 10 dBm per MHz.

3.2.2 Test Procedures

Reference to clause 5.4.3.2 of ETSI EN 300 328 V2.2.2 (2019-07).

3.2.3 Test Setup

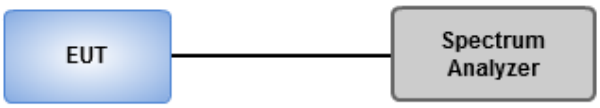

3.2.4 Test Results

Ambient Condition	25°C / 65%	**Tested By**	Ryan Lee

Refer to Appendix B.

3.3 Occupied Channel Bandwidth

3.3.1 Limit of Occupied Channel Bandwidth

The Occupied Channel Bandwidth shall fall completely within 2.4~2.4835 GHz.

In addition, for non-adaptive equipment using wide band modulations other than FHSS and with e.i.r.p greater than 10 dBm, the occupied channel bandwidth shall be less than 20 MHz.

3.3.2 Test Procedures

Reference to clause 5.4.7.2 of ETSI EN 300 328 V2.2.2 (2019-07).

3.3.3 Test Setup

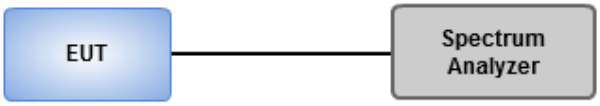

3.3.4 Test Results

Ambient Condition	25°C / 65%	**Tested By**	Ryan Lee

Refer to Appendix C.

3.4 Transmitter Unwanted Emissions in the Out-Of-Band Domain

3.4.1 Limit of Transmitter Unwanted Emissions in the Out-Of-Band Domain



3.4.2 Test Procedures

Reference to clause 5.4.8.2 of ETSI EN 300 328 V2.2.2 (2019-07).

3.4.3 Test Setup

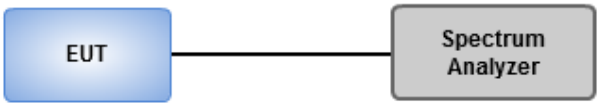

3.4.4 Test Results

Ambient Condition	25°C / 65%	**Tested By**	Ryan Lee

Refer to Appendix D.

3.5 Transmitter Unwanted Emissions in the Spurious Domain

3.5.1 Limit of Transmitter Unwanted Emissions in the Spurious Domain

Frequency Range (MHz)	Maximum power (dBm)	Bandwidth (kHz)
30 to 47	-36	100
47 to 74	-54	100
74 to 87,5	-36	100
87,5 to 118	-54	100
118 to 174	-36	100
174 to 230	-54	100
230 to 470	-36	100
470 to 694	-54	100
694 to 1000	-36	100
1000 to 12750	-30	1000

3.5.2 Test Procedures

Reference to clause 5.4.9.2 of ETSI EN 300 328 V2.2.2 (2019-07).

3.5.3 Test Setup

Below 1GHz

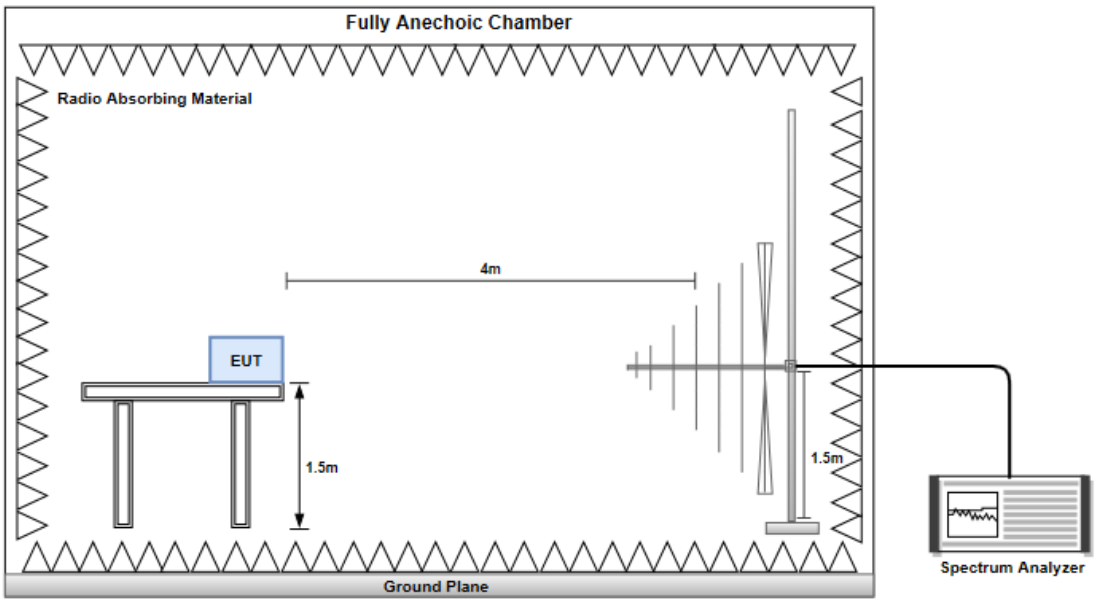

Above 1 GHz

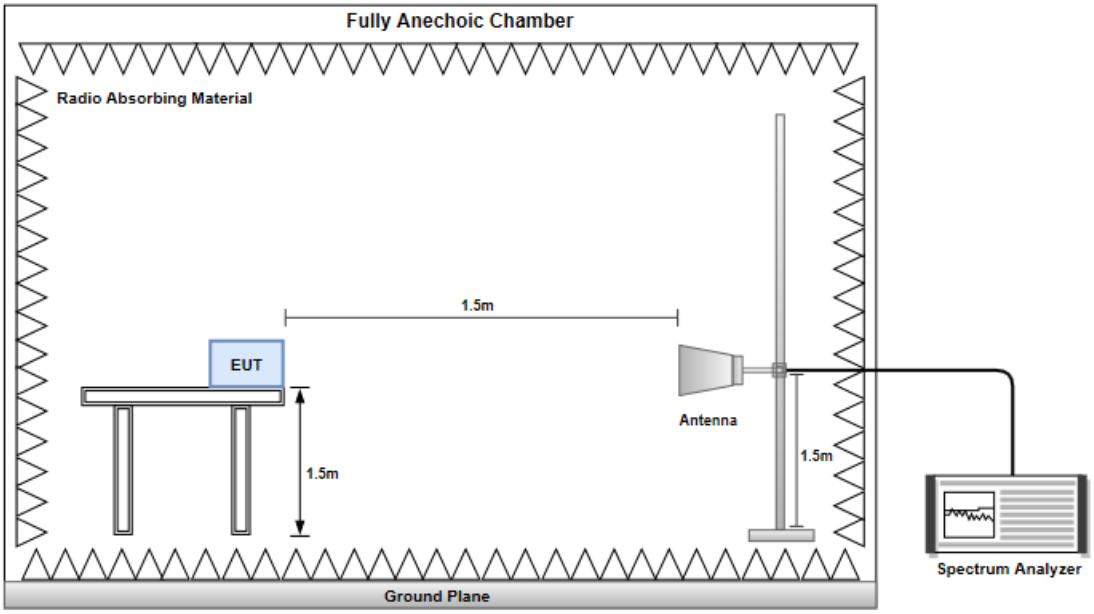

3.5.4 Test Results

Refer to Appendix E.

4 Receiver Test Results

4.1 Receiver Spurious Emissions

4.1.1 Limit of Receiver Spurious Emissions

Frequency Range	Maximum power (dBm)	Measurement bandwidth (kHz)
30 MHz to 1 GHz	-57	100
Above 1 GHz to 12,75 GHz	-47	1000

4.1.2 Test Procedures

Reference to clause 5.4.10.2 of ETSI EN 300 328 V2.2.2 (2019-07).

4.1.3 Test Setup

Below 1GHz

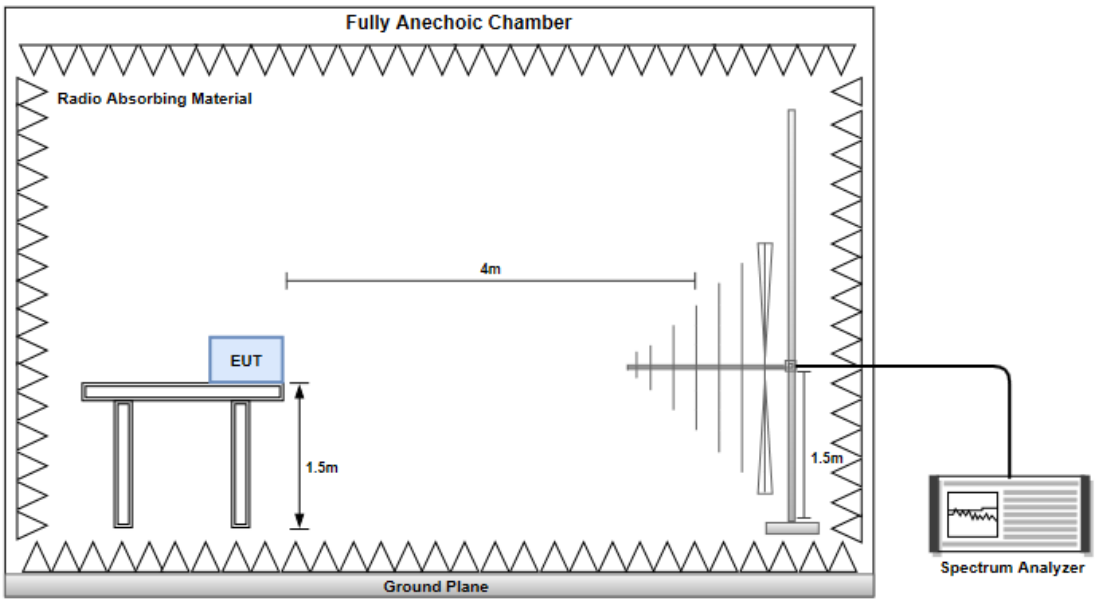

Above 1 GHz

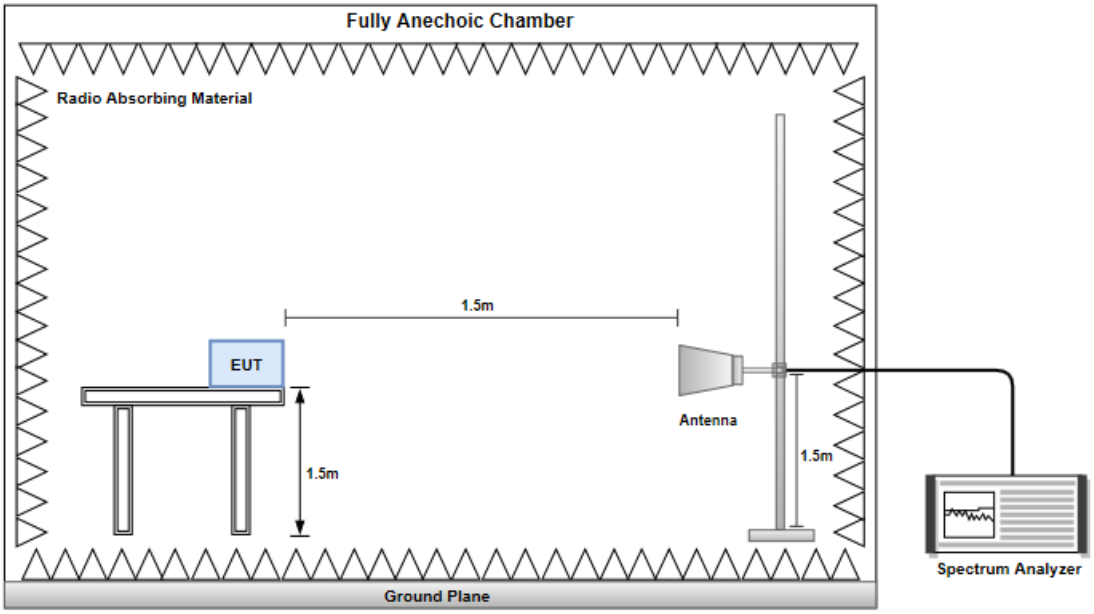

4.1.4 Test Results

Refer to Appendix F.

5 Receiver Blocking Test Results

5.1 Receiver Blocking

5.1.1 Limit of Receiver Blocking

Receiver Blocking Parameters for Receiver Category 1 Equipment Limit			
Wanted Signal Mean Power from Companion Device (dBm) (see notes 1 and 4)	**Blocking Signal Frequency (MHz)**	**Blocking Signal Power (dBm) (see note 4)**	**Type of Blocking Signal**
(-133 dBm + 10 × log10(OCBW)) or -68 dBm whichever is less (see note 2)	2 380 2 504	-34	CW
(-139 dBm + 10 × log10(OCBW)) or -74 dBm whichever is less (see note 3)	2 300 2 330 2 360 2 524 2 584 2 674		

Note 1: OCBW is in Hz.

Note 2: In case of radiated measurements using a companion device and the level of the wanted signal from the companion device cannot be determined, a relative test may be performed using a wanted signal up to P_{min} + 26 dB where P_{min} is the minimum level of wanted signal required to meet the minimum performance criteria as defined in clause 4.3.1.12.3 in the absence of any blocking signal.

Note 3: In case of radiated measurements using a companion device and the level of the wanted signal from the companion device cannot be determined, a relative test may be performed using a wanted signal up to P_{min} + 20 dB where P_{min} is the minimum level of wanted signal required to meet the minimum performance criteria as defined in clause 4.3.1.12.3 in the absence of any blocking signal.

Note 4: The level specified is the level at the UUT receiver input assuming a 0 dBi antenna assembly gain. In case of conducted measurements, this level has to be corrected for the (in-band) antenna assembly gain (G). In case of radiated measurements, this level is equivalent to a power flux density (PFD) in front of the UUT antenna with the UUT being configured/positioned.

Receiver Blocking Parameters for Receiver Category 2 Equipment Limit			
Wanted Signal Mean Power from Companion Device (dBm) (see notes 1 and 3)	**Blocking Signal Frequency (MHz)**	**Blocking Signal Power (dBm) (see note 3)**	**Type of Blocking Signal**
(-139 dBm + 10 × log10(OCBW) + 10 dB) or (-74 dBm + 10 dB) whichever is less (see note 2)	2 380 2 504 2 300 2 584	-34	CW
Note 1: OCBW is in Hz. Note 2: In case of radiated measurements using a companion device and the level of the wanted signal from the companion device cannot be determined, a relative test may be performed using a wanted signal up to P_{min} + 26 dB where P_{min} is the minimum level of wanted signal required to meet the minimum performance criteria as defined in clause 4.3.1.12.3 in the absence of any blocking signal. Note 3: The level specified is the level at the UUT receiver input assuming a 0 dBi antenna assembly gain. In case of conducted measurements, this level has to be corrected for the (in-band) antenna assembly gain (G). In case of radiated measurements, this level is equivalent to a power flux density (PFD) in front of the UUT antenna with the UUT being configured/positioned.			

Receiver Blocking Parameters for Receiver Category 3 Equipment Limit			
Wanted Signal Mean Power from Companion Device (dBm) (see notes 1 and 3)	**Blocking Signal Frequency (MHz)**	**Blocking Signal Power (dBm) (see note 3)**	**Type of Blocking Signal**
(-139 dBm + 10 × log10(OCBW) + 20 dB) or (-74 dBm + 20 dB) whichever is less	2 380 2 504 2 300 2 584	-34	CW
Note 1: OCBW is in Hz. Note 2: In case of radiated measurements using a companion device and the level of the wanted signal from the companion device cannot be determined, a relative the test may be performed using a wanted signal up to P_{min} + 30 dB where P_{min} is the minimum level of wanted signal required to meet the minimum performance criteria as defined in clause 4.3.1.12.3 in the absence of any blocking signal. Note 3: The level specified is the level at the UUT receiver input assuming a 0 dBi antenna assembly gain. In case of conducted measurements, this level has to be corrected for the (in-band) antenna assembly gain (G). In case of radiated measurements, this level is equivalent to a power flux density (PFD) in front of the UUT antenna with the UUT being configured/positioned.			

5.1.2 Test Procedures

Reference to clause 5.4.11.2 of ETSI EN 300 328 V2.2.2 (2019-07).

5.1.3 Test Setup

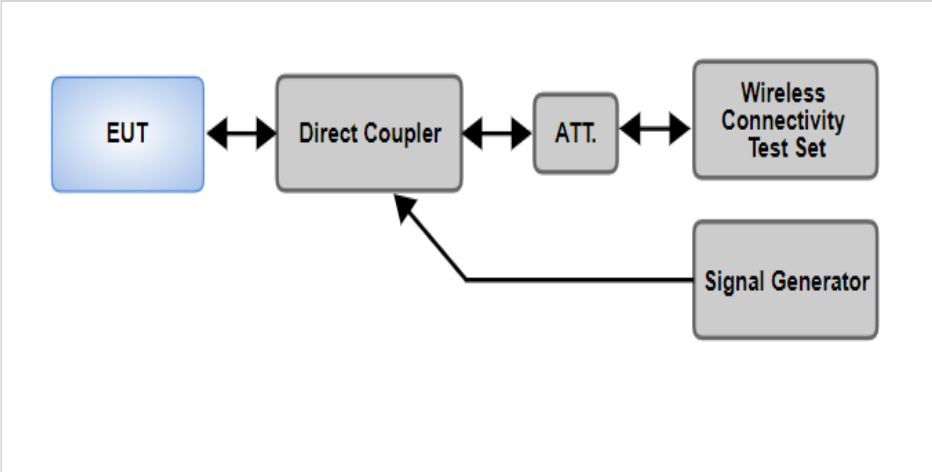

5.1.4 Test Results

Ambient Condition	25°C / 65%	**Tested By**	Jack Li

Refer to Appendix G.

6 Photographs of the Test Configuration

Spurious Emission Test (Radiated Test)





Spurious Emission Test (Conducted Test)



Receiver Blocking Test



7 Test laboratory information

Established in 2012, ICC provides foremost EMC & RF Testing and advisory consultation services by our skilled engineers and technicians. Our services employ a wide variety of advanced edge test equipment and one of the widest certification extents in the business.

International Certification Corporation (EMC and Wireless Communication Laboratory), it is our definitive objective is to institute long term, trust-based associations with our clients. The expectation we set up with our clients is based on outstanding service, practical expertise and devotion to a certified value structure. Our passion is to grant our clients with best EMC / RF services by oriented knowledgeable and accommodating staff.

Our Test sites are located at Linkou District and Kwei Shan District. Location map can be found on our website https://www.icertifi.com.tw.

Linkou

Tel: 886-2-2601-1640

No.30-2, Ding Fwu Tsuen, Lin Kou District, New Taipei City, Taiwan (R.O.C.)

Kwei Shan

Tel: 886-3-271-8666

No.3-1, Lane 6, Wen San 3rd St., Kwei Shan Dist., Tao Yuan City 33381, Taiwan (R.O.C.)

No.2-1, Lane 6, Wen San 3rd St., Kwei Shan Dist., Tao Yuan City 33381, Taiwan (R.O.C.)

Kwei Shan Site II

Tel: 886-3-271-8640

No.14-1, Lane 19, Wen San 3rd St., Kwei Shan Dist., Tao Yuan City 33381, Taiwan (R.O.C.)

Zhonghe

Tel: 886-2-2222-0288

1F, No. 6, Jiankang Road, Zhonghe District, New Taipei City 235045, Taiwan (R.O.C.)

If you have any suggestion, please feel free to contact us as below information.

Tel: 886-3-271-8666
Fax: 886-3-318-0345
Email: ICC_Service@icertifi.com.tw

═══END═══

Condition	Modulation Mode	Freq. (MHz)	EIRP Power (dBm)	Limit (dBm)	Results
$T_{nom}V_{nom}$	BT-LE(125kbps)	2402	8.79	20	Pass
$T_{min}V_{nom}$	BT-LE(125kbps)	2402	9.20	20	Pass
$T_{max}V_{nom}$	BT-LE(125kbps)	2402	8.02	20	Pass
$T_{nom}V_{nom}$	BT-LE(125kbps)	2440	7.17	20	Pass
$T_{min}V_{nom}$	BT-LE(125kbps)	2440	7.11	20	Pass
$T_{max}V_{nom}$	BT-LE(125kbps)	2440	6.61	20	Pass
$T_{nom}V_{nom}$	BT-LE(125kbps)	2480	6.76	20	Pass
$T_{min}V_{nom}$	BT-LE(125kbps)	2480	6.47	20	Pass
$T_{max}V_{nom}$	BT-LE(125kbps)	2480	6.13	20	Pass
$T_{nom}V_{nom}$	BT-LE(500kbps)	2402	8.76	20	Pass
$T_{min}V_{nom}$	BT-LE(500kbps)	2402	9.15	20	Pass
$T_{max}V_{nom}$	BT-LE(500kbps)	2402	7.99	20	Pass
$T_{nom}V_{nom}$	BT-LE(500kbps)	2440	7.23	20	Pass
$T_{min}V_{nom}$	BT-LE(500kbps)	2440	7.14	20	Pass
$T_{max}V_{nom}$	BT-LE(500kbps)	2440	6.68	20	Pass
$T_{nom}V_{nom}$	BT-LE(500kbps)	2480	6.81	20	Pass
$T_{min}V_{nom}$	BT-LE(500kbps)	2480	6.51	20	Pass
$T_{max}V_{nom}$	BT-LE(500kbps)	2480	6.19	20	Pass

Note:
1) Test method is conducted.
2) EIRP = Measured conducted power + Antenna gain. (2.5dBi)

Condition	Modulation Mode	Freq. (MHz)	EIRP Power (dBm)	Limit (dBm)	Results
$T_{nom}V_{nom}$	BT-LE(1Mbps)	2402	8.84	20	Pass
$T_{min}V_{nom}$	BT-LE(1Mbps)	2402	9.25	20	Pass
$T_{max}V_{nom}$	BT-LE(1Mbps)	2402	8.06	20	Pass
$T_{nom}V_{nom}$	BT-LE(1Mbps)	2440	7.29	20	Pass
$T_{min}V_{nom}$	BT-LE(1Mbps)	2440	7.21	20	Pass
$T_{max}V_{nom}$	BT-LE(1Mbps)	2440	6.72	20	Pass
$T_{nom}V_{nom}$	BT-LE(1Mbps)	2480	6.87	20	Pass
$T_{min}V_{nom}$	BT-LE(1Mbps)	2480	6.58	20	Pass
$T_{max}V_{nom}$	BT-LE(1Mbps)	2480	6.23	20	Pass
$T_{nom}V_{nom}$	BT-LE(2Mbps)	2402	8.87	20	Pass
$T_{min}V_{nom}$	BT-LE(2Mbps)	2402	9.29	20	Pass
$T_{max}V_{nom}$	BT-LE(2Mbps)	2402	8.09	20	Pass
$T_{nom}V_{nom}$	BT-LE(2Mbps)	2440	7.24	20	Pass
$T_{min}V_{nom}$	BT-LE(2Mbps)	2440	7.16	20	Pass
$T_{max}V_{nom}$	BT-LE(2Mbps)	2440	6.66	20	Pass
$T_{nom}V_{nom}$	BT-LE(2Mbps)	2480	6.89	20	Pass
$T_{min}V_{nom}$	BT-LE(2Mbps)	2480	6.61	20	Pass
$T_{max}V_{nom}$	BT-LE(2Mbps)	2480	6.25	20	Pass

Note:
1) Test method is conducted.
2) EIRP = Measured conducted power + Antenna gain. (2.5dBi)

Summary

Mode	EIRP PD (dBm/MHz)
2.4-2.4835GHz	-
BT-LE(125kbps)	8.73

RBW=1MHz

Result

Mode	Result	Gain (dBi)	PD (dBm/MHz)	EIRP PD (dBm/MHz)	EIRP PD Limit (dBm/MHz)
BT-LE(125kbps)	-	-	-	-	-
2402MHz_Tnom	Pass	2.50	6.23	8.73	10.00
2440MHz_Tnom	Pass	2.50	4.62	7.12	10.00
2480MHz_Tnom	Pass	2.50	4.20	6.70	10.00

RBW=1MHz;

Summary

Mode	EIRP PD (dBm/MHz)
2.4-2.4835GHz	-
BT-LE(500kbps)	8.69

RBW=1MHz

Result

Mode	Result	Gain (dBi)	PD (dBm/MHz)	EIRP PD (dBm/MHz)	EIRP PD Limit (dBm/MHz)
BT-LE(500kbps)	-	-	-	-	-
2402MHz_Tnom	Pass	2.50	6.19	8.69	10.00
2440MHz_Tnom	Pass	2.50	4.66	7.16	10.00
2480MHz_Tnom	Pass	2.50	4.24	6.74	10.00

RBW=1MHz;

Summary

Mode	EIRP PD (dBm/MHz)
2.4-2.4835GHz	-
BT-LE(1Mbps)	8.78

RBW=1MHz

Result

Mode	Result	Gain (dBi)	PD (dBm/MHz)	EIRP PD (dBm/MHz)	EIRP PD Limit (dBm/MHz)
BT-LE(1Mbps)	-	-	-	-	-
2402MHz_Tnom	Pass	2.50	6.28	8.78	10.00
2440MHz_Tnom	Pass	2.50	4.72	7.22	10.00
2480MHz_Tnom	Pass	2.50	4.30	6.80	10.00

RBW=1MHz;

Summary

Mode	EIRP PD (dBm/MHz)
2.4-2.4835GHz	-
BT-LE(2Mbps)	7.61

RBW=1MHz

Result

Mode	Result	Gain (dBi)	PD (dBm/MHz)	EIRP PD (dBm/MHz)	EIRP PD Limit (dBm/MHz)
BT-LE(2Mbps)	-	-	-	-	-
2402MHz_Tnom	Pass	2.50	5.11	7.61	10.00
2440MHz_Tnom	Pass	2.50	3.47	5.97	10.00
2480MHz_Tnom	Pass	2.50	3.12	5.62	10.00

RBW=1MHz;

Summary

Mode	OBW (Hz)	ITU-Code
2.4-2.4835GHz	-	-
BT-LE(125kbps)	1.037M	1M04F1D

OBW = 99% occupied bandwidth

Result

Mode	Result	Limit (Hz)	fl-OBW (Hz)	fh-OBW (Hz)	OBW (Hz)
BT-LE(125kbps)	-	-	-	-	-
2402MHz_Tnom	Pass	2.4-2.4835G	2.401472G	2.402508G	1.037M
2440MHz_Tnom	Pass	2.4-2.4835G	2.439464G	2.440501G	1.037M
2480MHz_Tnom	Pass	2.4-2.4835G	2.479457G	2.480494G	1.037M

fl-OBW = fl lower edge 99% occupied bandwidth; fh-OBW = fh higher edge 99% occupied bandwidth; OBW = 99% occupied bandwidth;
N dB = 6dB down bandwidth

2.4-2.4835GHz_BT-LE(125kbps) **EBW-DTS**

2402MHz

05/03/2026

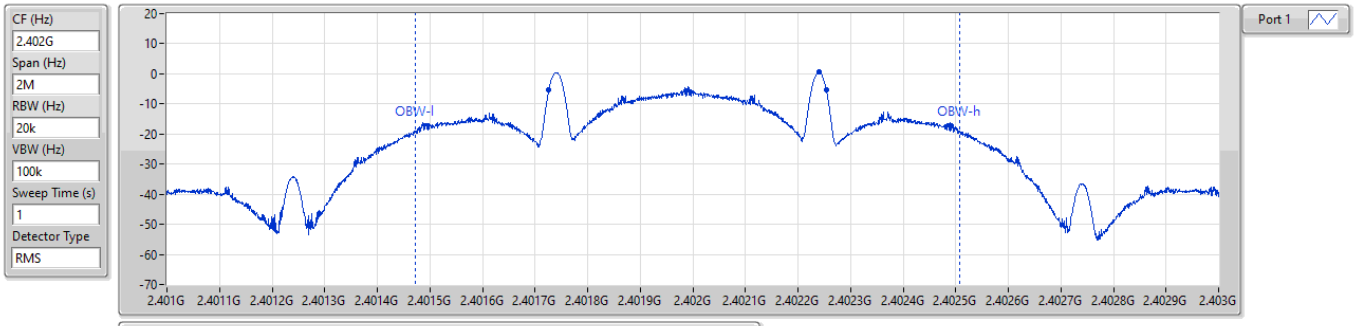

6dB(Hz)	Fl-6dB(Hz)	Fh-6dB(Hz)	OBW(Hz)	Fl-OBW(Hz)	Fh-OBW(Hz)	Limit(Hz)	Port
528k	2.401726G	2.402254G	1.037M	2.401472G	2.402508G	2.4-2.4835G	1

2.4-2.4835GHz_BT-LE(125kbps) **EBW-DTS**

2440MHz

05/03/2026

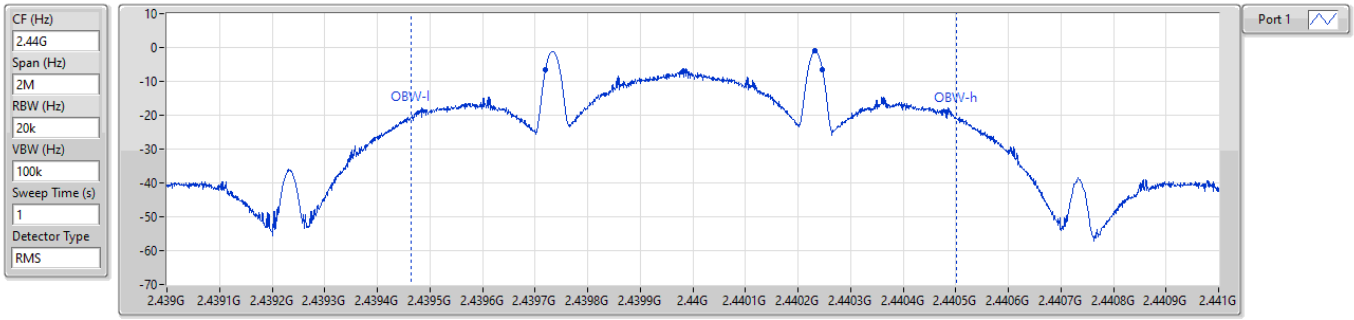

6dB(Hz)	Fl-6dB(Hz)	Fh-6dB(Hz)	OBW(Hz)	Fl-OBW(Hz)	Fh-OBW(Hz)	Limit(Hz)	Port
527k	2.43972G	2.440247G	1.037M	2.439464G	2.440501G	2.4-2.4835G	1

2.4-2.4835GHz_BT-LE(125kbps) **EBW-DTS**

2480MHz

05/03/2026

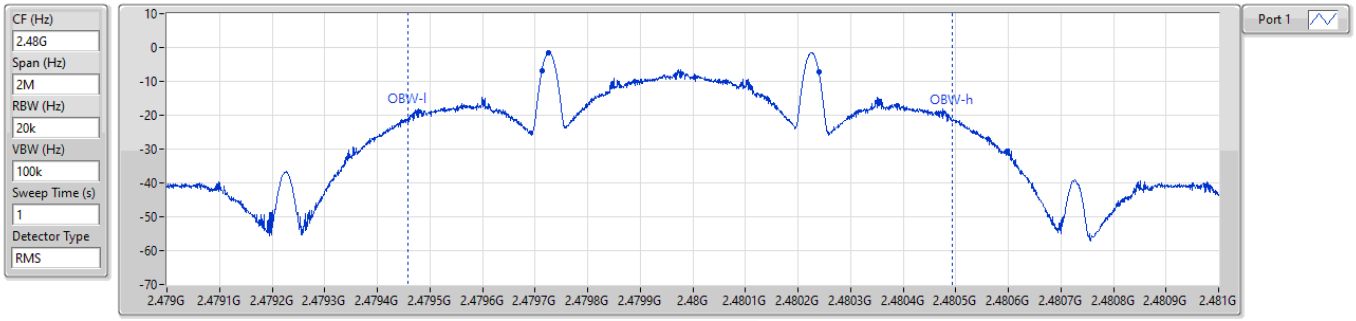

6dB(Hz)	Fl-6dB(Hz)	Fh-6dB(Hz)	OBW(Hz)	Fl-OBW(Hz)	Fh-OBW(Hz)	Limit(Hz)	Port
527k	2.479713G	2.48024G	1.037M	2.479457G	2.480494G	2.4-2.4835G	1

Summary

Mode	OBW (Hz)	ITU-Code
2.4-2.4835GHz	-	-
BT-LE(500kbps)	1.033M	1M03F1D

OBW = 99% occupied bandwidth

Result

Mode	Result	Limit (Hz)	fl-OBW (Hz)	fh-OBW (Hz)	OBW (Hz)
BT-LE(500kbps)	-	-	-	-	-
2402MHz_Tnom	Pass	2.4-2.4835G	2.401474G	2.402506G	1.032M
2440MHz_Tnom	Pass	2.4-2.4835G	2.439469G	2.440499G	1.03M
2480MHz_Tnom	Pass	2.4-2.4835G	2.47946G	2.480493G	1.033M

fl-OBW = fl lower edge 99% occupied bandwidth; fh-OBW = fh higher edge 99% occupied bandwidth; OBW = 99% occupied bandwidth;
N dB = 6dB down bandwidth

2.4-2.4835GHz_BT-LE(500kbps) **EBW-DTS**

2402MHz

05/03/2026

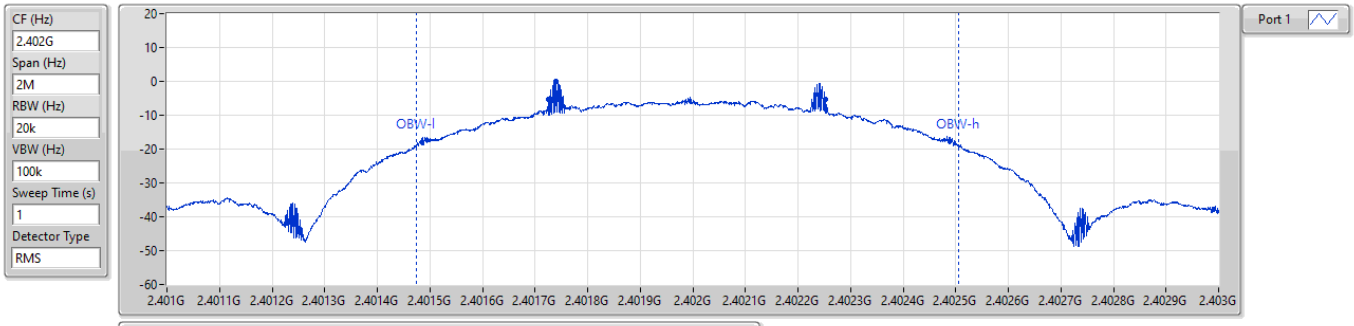

6dB(Hz)	Fl-6dB(Hz)	Fh-6dB(Hz)	OBW(Hz)	Fl-OBW(Hz)	Fh-OBW(Hz)	Limit(Hz)	Port
527k	2.401726G	2.402253G	1.032M	2.401474G	2.402506G	2.4-2.4835G	1

2.4-2.4835GHz_BT-LE(500kbps) **EBW-DTS**

2440MHz

05/03/2026

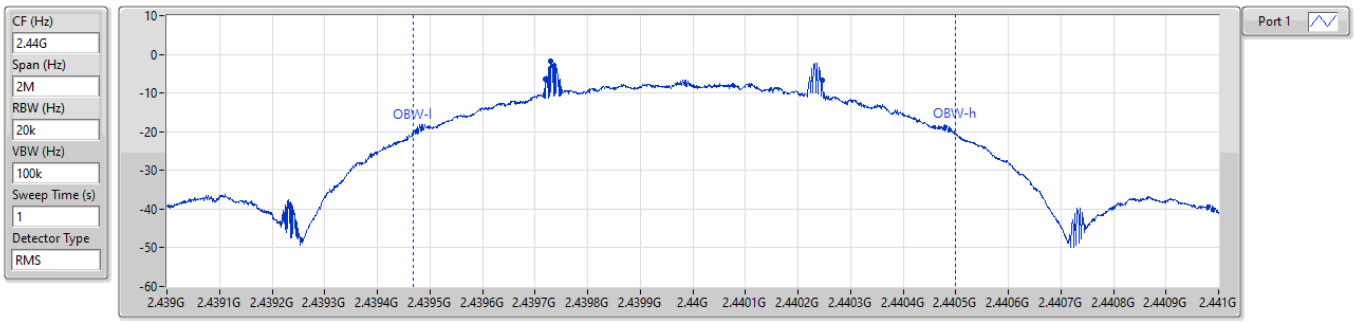

6dB(Hz)	Fl-6dB(Hz)	Fh-6dB(Hz)	OBW(Hz)	Fl-OBW(Hz)	Fh-OBW(Hz)	Limit(Hz)	Port
526k	2.43972G	2.440246G	1.03M	2.439469G	2.440499G	2.4-2.4835G	1

2.4-2.4835GHz_BT-LE(500kbps) **EBW-DTS**

2480MHz

05/03/2026

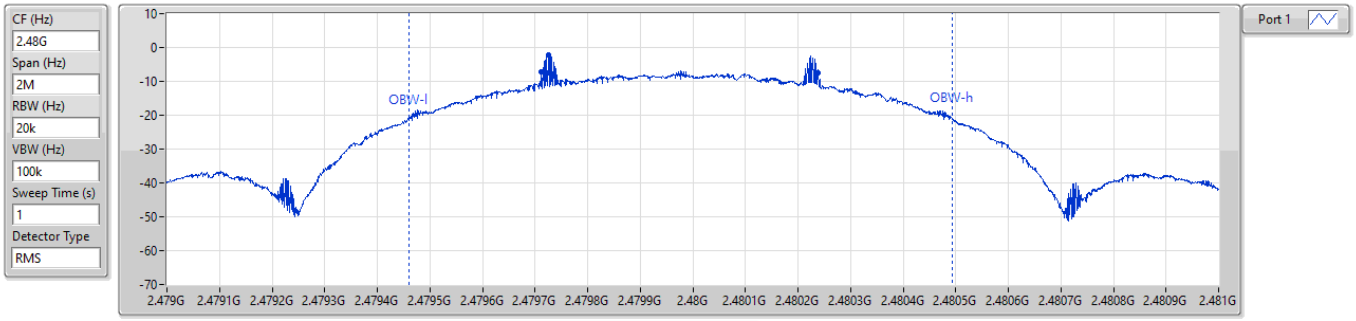

6dB(Hz)	Fl-6dB(Hz)	Fh-6dB(Hz)	OBW(Hz)	Fl-OBW(Hz)	Fh-OBW(Hz)	Limit(Hz)	Port
527k	2.479712G	2.480239G	1.033M	2.47946G	2.480493G	2.4-2.4835G	1

Summary

Mode	OBW (Hz)	ITU-Code
2.4-2.4835GHz	-	-
BT-LE(1Mbps)	1.05M	1M05F1D

OBW = 99% occupied bandwidth

Result

Mode	Result	Limit (Hz)	fl-OBW (Hz)	fh-OBW (Hz)	OBW (Hz)
BT-LE(1Mbps)	-	-	-	-	-
2402MHz_Tnom	Pass	2.4-2.4835G	2.401466G	2.402516G	1.05M
2440MHz_Tnom	Pass	2.4-2.4835G	2.43946G	2.440508G	1.049M
2480MHz_Tnom	Pass	2.4-2.4835G	2.479453G	2.480502G	1.049M

fl-OBW = fl lower edge 99% occupied bandwidth; fh-OBW = fh higher edge 99% occupied bandwidth; OBW = 99% occupied bandwidth;
N dB = 6dB down bandwidth

2.4-2.4835GHz_BT-LE(1Mbps) **EBW-DTS**

2402MHz

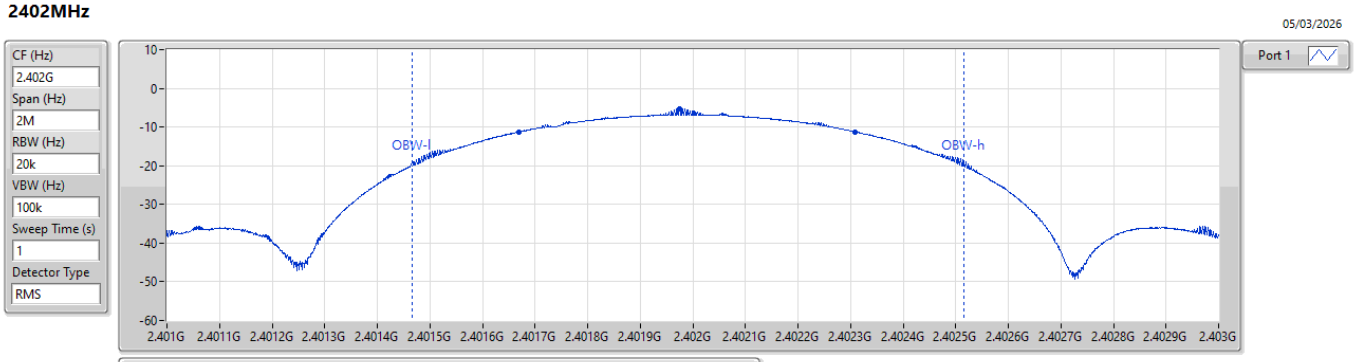

6dB(Hz)	Fl-6dB(Hz)	Fh-6dB(Hz)	OBW(Hz)	Fl-OBW(Hz)	Fh-OBW(Hz)	Limit(Hz)	Port
639k	2.40167G	2.402309G	1.05M	2.401466G	2.402516G	2.4-2.4835G	1

2.4-2.4835GHz_BT-LE(1Mbps) **EBW-DTS**

2440MHz

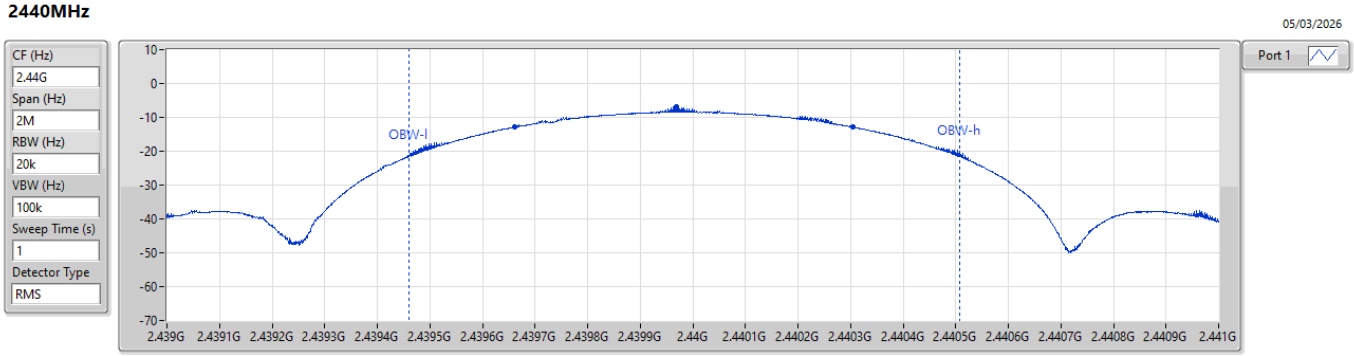

6dB(Hz)	Fl-6dB(Hz)	Fh-6dB(Hz)	OBW(Hz)	Fl-OBW(Hz)	Fh-OBW(Hz)	Limit(Hz)	Port
642k	2.439662G	2.440304G	1.049M	2.43946G	2.440508G	2.4-2.4835G	1

2.4-2.4835GHz_BT-LE(1Mbps) **EBW-DTS**

2480MHz

05/03/2026

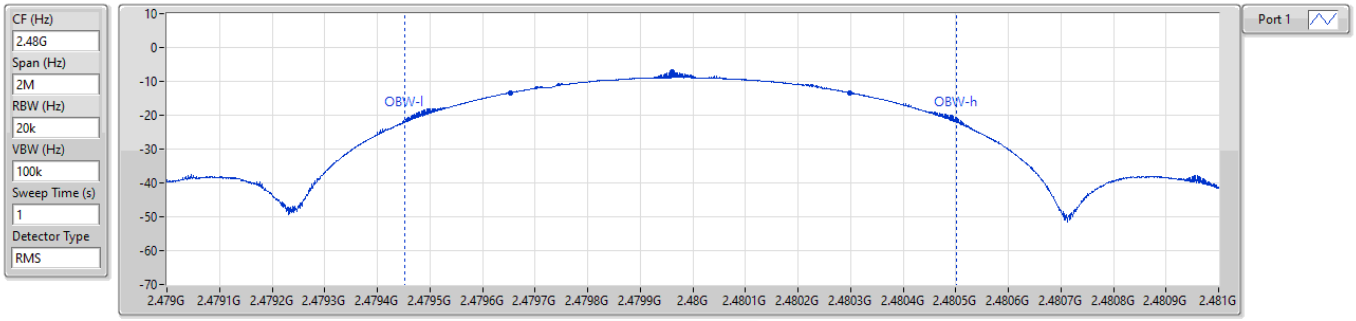

6dB(Hz)	Fl-6dB(Hz)	Fh-6dB(Hz)	OBW(Hz)	Fl-OBW(Hz)	Fh-OBW(Hz)	Limit(Hz)	Port
645k	2.479654G	2.480299G	1.049M	2.479453G	2.480502G	2.4-2.4835G	1

Summary

Mode	OBW (Hz)	ITU-Code
2.4-2.4835GHz	-	-
BT-LE(2Mbps)	2.043M	2M04F1D

OBW = 99% occupied bandwidth

Result

Mode	Result	Limit (Hz)	fl-OBW (Hz)	fh-OBW (Hz)	OBW (Hz)
BT-LE(2Mbps)	-	-	-	-	-
2402MHz_Tnom	Pass	2.4-2.4835G	2.400971G	2.403014G	2.043M
2440MHz_Tnom	Pass	2.4-2.4835G	2.438966G	2.441003G	2.037M
2480MHz_Tnom	Pass	2.4-2.4835G	2.478959G	2.480995G	2.036M

fl-OBW = fl lower edge 99% occupied bandwidth; fh-OBW = fh higher edge 99% occupied bandwidth; OBW = 99% occupied bandwidth;
N dB = 6dB down bandwidth

2.4-2.4835GHz_BT-LE(2Mbps) **EBW-DTS**

2402MHz

05/03/2026

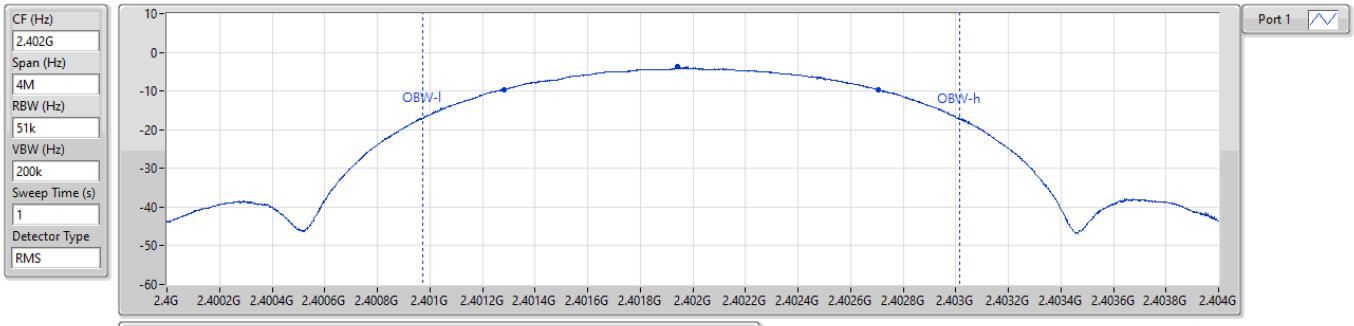

6dB(Hz)	Fl-6dB(Hz)	Fh-6dB(Hz)	OBW(Hz)	Fl-OBW(Hz)	Fh-OBW(Hz)	Limit(Hz)	Port
1.42M	2.401284G	2.402704G	2.043M	2.400971G	2.403014G	2.4-2.4835G	1

2.4-2.4835GHz_BT-LE(2Mbps) **EBW-DTS**

2440MHz

05/03/2026

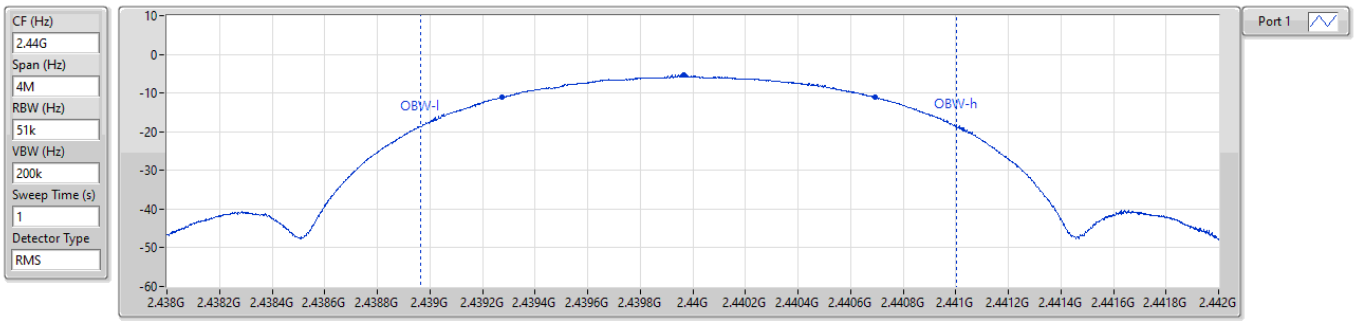

6dB(Hz)	Fl-6dB(Hz)	Fh-6dB(Hz)	OBW(Hz)	Fl-OBW(Hz)	Fh-OBW(Hz)	Limit(Hz)	Port
1.416M	2.439276G	2.440692G	2.037M	2.438966G	2.441003G	2.4-2.4835G	1

2.4-2.4835GHz_BT-LE(2Mbps) **EBW-DTS**

2480MHz

05/03/2026

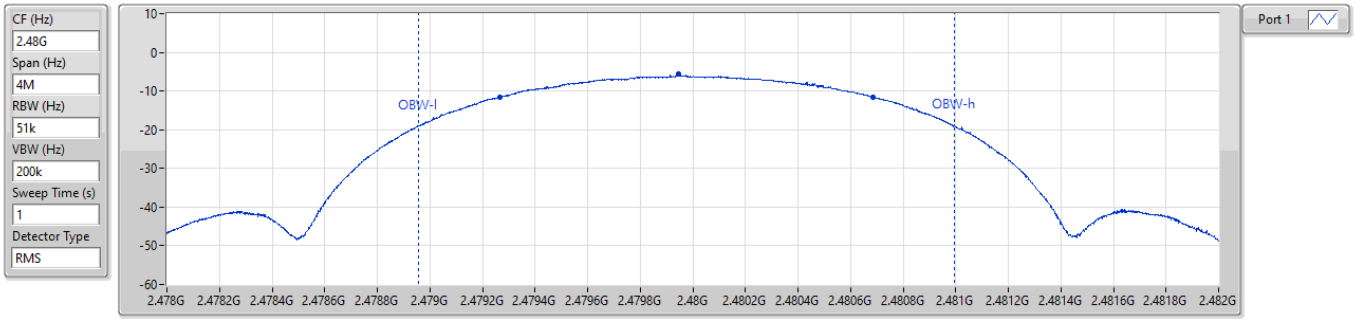

6dB(Hz)	Fl-6dB(Hz)	Fh-6dB(Hz)	OBW(Hz)	Fl-OBW(Hz)	Fh-OBW(Hz)	Limit(Hz)	Port
1.416M	2.479268G	2.480684G	2.036M	2.478959G	2.480995G	2.4-2.4835G	1

Summary

Mode	EIRP-A (dBm)	Limit-A (dBm)	EIRP-B (dBm)	Limit-B (dBm)
2.4-2.4835GHz	-	-	-	-
BT-LE(125kbps)	-43.74	-10	-46.56	-20

Result

Mode	Result	Freq (Hz)	EIRP (dBm)	Limit (dBm)	Freq (Hz)	EIRP (dBm)	Limit (dBm)
BT-LE(125kbps)	-	-	-	-	-	-	-
2402MHz_Tnom	Pass	2.398463G	-46.56	-20	2.399463G	-43.74	-10
2402MHz_Tnom	Pass	2.485074G	-48.44	-20	2.484037G	-48.62	-10
2480MHz_Tnom	Pass	2.398426G	-47.52	-20	2.3995G	-47.36	-10
2480MHz_Tnom	Pass	2.485037G	-47.23	-20	2.484G	-47.33	-10

2.4-2.4835GHz_BT-LE(125kbps) **MASK-DTS**

2402MHz_Tnom

05/03/2026

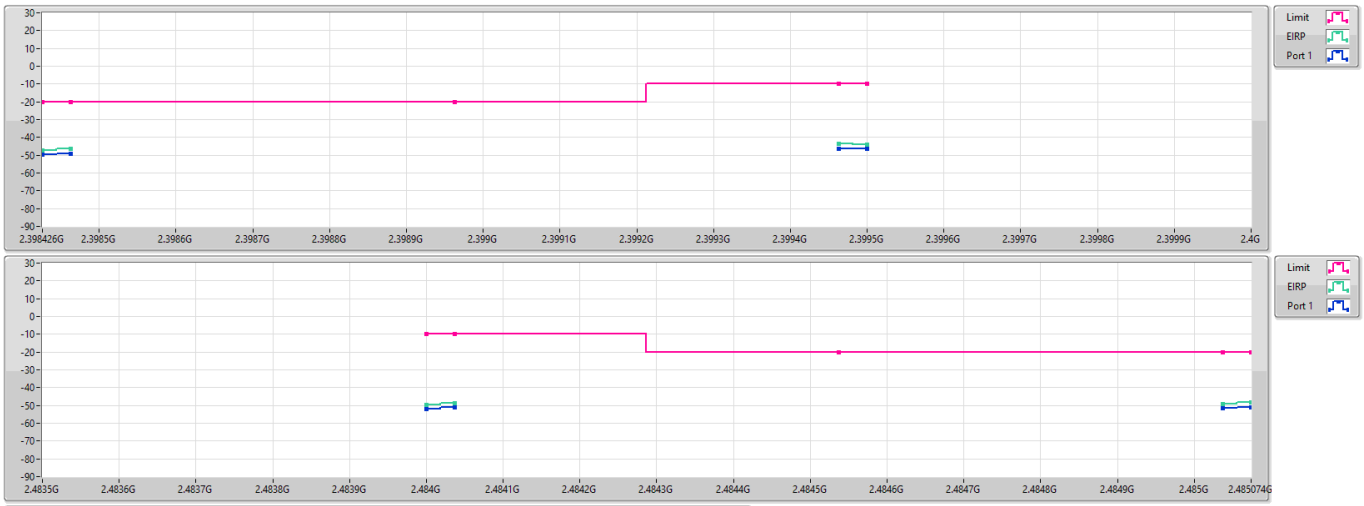

Freq(Hz)	EIRP(dBm)	Limit(dBm)	Freq(Hz)	EIRP(dBm)	Limit(dBm)	Freq(Hz)	EIRP(dBm)	Limit(dBm)	Freq(Hz)	EIRP(dBm)	Limit(dBm)
2.398463G	-46.56	-20	2.399463G	-43.74	-10	2.484037G	-48.62	-10	2.485074G	-48.44	-20

2.4-2.4835GHz_BT-LE(125kbps) **MASK-DTS**

2480MHz_Tnom

05/03/2026

Freq(Hz)	EIRP(dBm)	Limit(dBm)	Freq(Hz)	EIRP(dBm)	Limit(dBm)	Freq(Hz)	EIRP(dBm)	Limit(dBm)	Freq(Hz)	EIRP(dBm)	Limit(dBm)
2.398426G	-47.52	-20	2.3995G	-47.36	-10	2.484G	-47.33	-10	2.485037G	-47.23	-20

Summary

Mode	EIRP-A (dBm)	Limit-A (dBm)	EIRP-B (dBm)	Limit-B (dBm)
2.4-2.4835GHz	-	-	-	-
BT-LE(500kbps)	-42.98	-10	-45.46	-20

Result

Mode	Result	Freq (Hz)	EIRP (dBm)	Limit (dBm)	Freq (Hz)	EIRP (dBm)	Limit (dBm)
BT-LE(500kbps)	-	-	-	-	-	-	-
2402MHz_Tnom	Pass	2.398468G	-45.46	-20	2.3995G	-42.98	-10
2402MHz_Tnom	Pass	2.485032G	-48.54	-20	2.484G	-47.46	-10
2480MHz_Tnom	Pass	2.398467G	-47.62	-20	2.3995G	-46.95	-10
2480MHz_Tnom	Pass	2.485033G	-47.21	-20	2.484G	-47.34	-10

2.4-2.4835GHz_BT-LE(500kbps) **MASK-DTS**

2402MHz_Tnom

05/03/2026

Freq(Hz)	EIRP(dBm)	Limit(dBm)	Freq(Hz)	EIRP(dBm)	Limit(dBm)	Freq(Hz)	EIRP(dBm)	Limit(dBm)	Freq(Hz)	EIRP(dBm)	Limit(dBm)
2.398468G	-45.46	-20	2.3995G	-42.98	-10	2.484G	-47.46	-10	2.485032G	-48.54	-20

2.4-2.4835GHz_BT-LE(500kbps) **MASK-DTS**

2480MHz_Tnom

05/03/2026

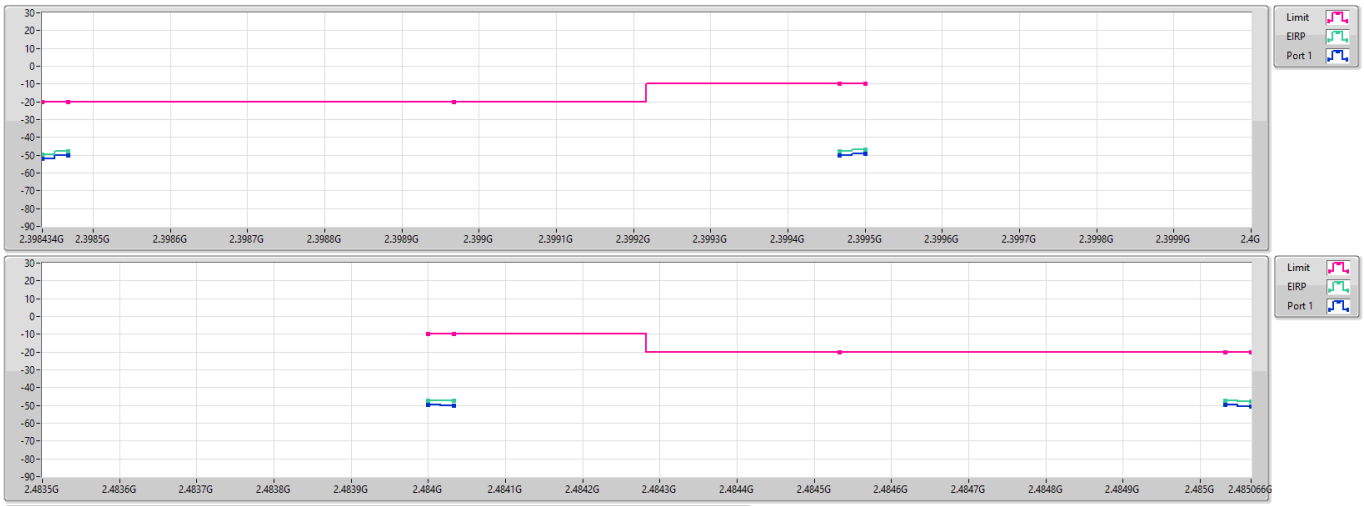

Freq(Hz)	EIRP(dBm)	Limit(dBm)	Freq(Hz)	EIRP(dBm)	Limit(dBm)	Freq(Hz)	EIRP(dBm)	Limit(dBm)	Freq(Hz)	EIRP(dBm)	Limit(dBm)
2.398467G	-47.62	-20	2.3995G	-46.95	-10	2.484G	-47.34	-10	2.485033G	-47.21	-20

Summary

Mode	EIRP-A (dBm)	Limit-A (dBm)	EIRP-B (dBm)	Limit-B (dBm)
2.4-2.4835GHz	-	-	-	-
BT-LE(1Mbps)	-43.12	-10	-46.2	-20

Result

Mode	Result	Freq (Hz)	EIRP (dBm)	Limit (dBm)	Freq (Hz)	EIRP (dBm)	Limit (dBm)
BT-LE(1Mbps)	-	-	-	-	-	-	-
2402MHz_Tnom	Pass	2.39845G	-46.20	-20	2.39945G	-43.12	-10
2402MHz_Tnom	Pass	2.4851G	-48.03	-20	2.48405G	-48.47	-10
2480MHz_Tnom	Pass	2.398402G	-47.53	-20	2.3995G	-48.21	-10
2480MHz_Tnom	Pass	2.485098G	-46.85	-20	2.484G	-46.54	-10

2.4-2.4835GHz_BT-LE(1Mbps) **MASK-DTS**

2402MHz_Tnom

05/03/2026

Freq(Hz)	EIRP(dBm)	Limit(dBm)	Freq(Hz)	EIRP(dBm)	Limit(dBm)	Freq(Hz)	EIRP(dBm)	Limit(dBm)	Freq(Hz)	EIRP(dBm)	Limit(dBm)
2.39845G	-46.20	-20	2.39945G	-43.12	-10	2.48405G	-48.47	-10	2.4851G	-48.03	-20

2.4-2.4835GHz_BT-LE(1Mbps) **MASK-DTS**

2480MHz_Tnom

05/03/2026

Freq(Hz)	EIRP(dBm)	Limit(dBm)	Freq(Hz)	EIRP(dBm)	Limit(dBm)	Freq(Hz)	EIRP(dBm)	Limit(dBm)	Freq(Hz)	EIRP(dBm)	Limit(dBm)
2.398402G	-47.53	-20	2.3995G	-48.21	-10	2.484G	-46.54	-10	2.485098G	-46.85	-20

Summary

Mode	EIRP-A (dBm)	Limit-A (dBm)	EIRP-B (dBm)	Limit-B (dBm)
2.4-2.4835GHz	-	-	-	-
BT-LE(2Mbps)	-25.06	-10	-44.4	-20

Result

Mode	Result	Freq (Hz)	EIRP (dBm)	Limit (dBm)	Freq (Hz)	EIRP (dBm)	Limit (dBm)
BT-LE(2Mbps)	-	-	-	-	-	-	-
2402MHz_Tnom	Pass	2.396414G	-44.40	-20	2.3995G	-25.06	-10
2402MHz_Tnom	Pass	2.487043G	-45.41	-20	2.485G	-45.94	-10
2480MHz_Tnom	Pass	2.396464G	-45.72	-20	2.3995G	-45.24	-10
2480MHz_Tnom	Pass	2.486036G	-45.24	-20	2.484G	-45.75	-10

2.4-2.4835GHz_BT-LE(2Mbps) **MASK-DTS**

2402MHz_Tnom

05/03/2026

Freq(Hz)	EIRP(dBm)	Limit(dBm)	Freq(Hz)	EIRP(dBm)	Limit(dBm)	Freq(Hz)	EIRP(dBm)	Limit(dBm)	Freq(Hz)	EIRP(dBm)	Limit(dBm)
2.396414G	-44.40	-20	2.3995G	-25.06	-10	2.485G	-45.94	-10	2.487043G	-45.41	-20

2.4-2.4835GHz_BT-LE(2Mbps) **MASK-DTS**

2480MHz_Tnom

05/03/2026

Freq(Hz)	EIRP(dBm)	Limit(dBm)	Freq(Hz)	EIRP(dBm)	Limit(dBm)	Freq(Hz)	EIRP(dBm)	Limit(dBm)	Freq(Hz)	EIRP(dBm)	Limit(dBm)
2.396464G	-45.72	-20	2.3995G	-45.24	-10	2.484G	-45.75	-10	2.486036G	-45.24	-20

Emissions (Below 1GHz)

Modulation	BLE (125kbps)	**Test Freq. (MHz)**	2402
Frequency	30M~1GHz		

Test By :Ryan Lee Temperature:23 Humidity(%):64

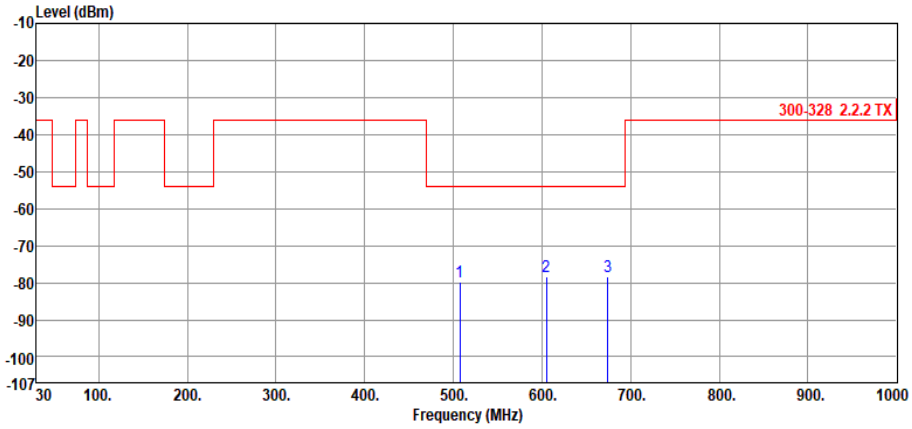

	Freq.	Measured value	Limit	Margin	Factor	Reading
	MHz	dBm	dBm	dB	dB	dBm
1	507.21	-79.75	-54.00	-25.75	0.00	-79.75
2	604.85	-78.42	-54.00	-24.42	0.00	-78.42
3	674.20	-78.34	-54.00	-24.34	0.00	-78.34

Note 1: Measured Value (dBm) = Reading (dBm) + Factor (dB)
Note 2: Margin (dB) = Measured Value (dBm) – Limit (dBm)

Modulation	BLE (125kbps)	**Test Freq. (MHz)**	2480
Frequency	30M~1GHz		

Test By :Ryan Lee Temperature:23 Humidity(%):64

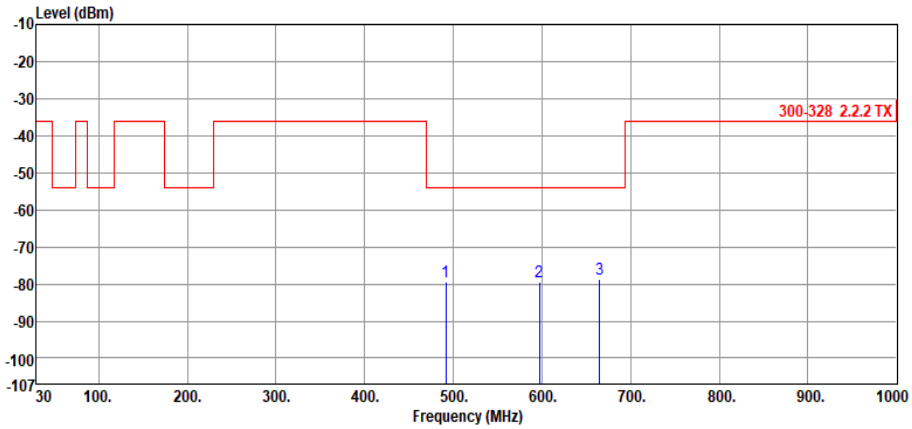

	Freq.	Measured value	Limit	Margin	Factor	Reading
	MHz	dBm	dBm	dB	dB	dBm
1	491.35	-79.54	-54.00	-25.54	0.00	-79.54
2	597.23	-79.33	-54.00	-25.33	0.00	-79.33
3	665.24	-78.75	-54.00	-24.75	0.00	-78.75

Note 1: Measured Value (dBm) = Reading (dBm) + Factor (dB)
Note 2: Margin (dB) = Measured Value (dBm) – Limit (dBm)

Modulation	BLE (500kbps)	**Test Freq. (MHz)**	2402
Frequency	30M~1GHz		

Test By :Ryan Lee Temperature:23 Humidity(%):64

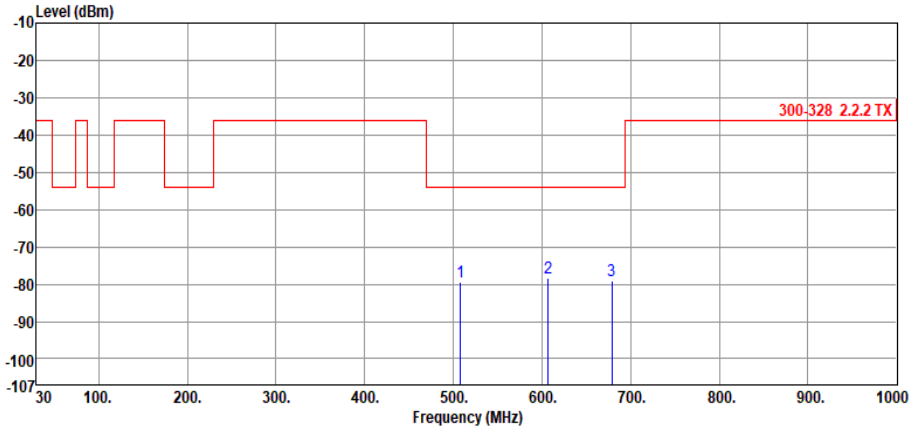

	Freq.	Measured value	Limit	Margin	Factor	Reading
	MHz	dBm	dBm	dB	dB	dBm
1	508.21	-79.43	-54.00	-25.43	0.00	-79.43
2	607.15	-78.29	-54.00	-24.29	0.00	-78.29
3	678.93	-79.21	-54.00	-25.21	0.00	-79.21

Note 1: Measured Value (dBm) = Reading (dBm) + Factor (dB)
Note 2: Margin (dB) = Measured Value (dBm) – Limit (dBm)

Modulation	BLE (500kbps)	**Test Freq. (MHz)**	2480
Frequency	30M~1GHz		

Test By :Ryan Lee Temperature:23 Humidity(%):64

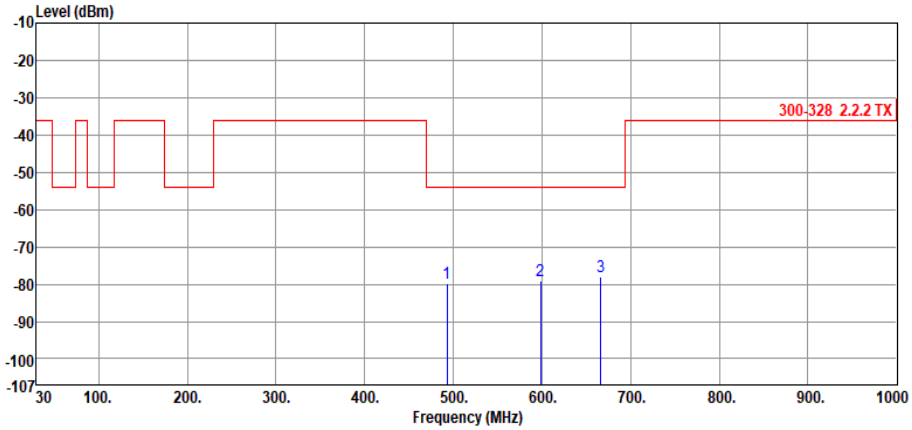

	Freq.	Measured value	Limit	Margin	Factor	Reading
	MHz	dBm	dBm	dB	dB	dBm
1	492.69	-79.93	-54.00	-25.93	0.00	-79.93
2	598.42	-79.18	-54.00	-25.18	0.00	-79.18
3	666.32	-78.05	-54.00	-24.05	0.00	-78.05

Note 1: Measured Value (dBm) = Reading (dBm) + Factor (dB)
Note 2: Margin (dB) = Measured Value (dBm) – Limit (dBm)

Modulation	BLE (1Mbps)	**Test Freq. (MHz)**	2402
Frequency	30M~1GHz		

Test By :Ryan Lee Temperature:23 Humidity(%):64

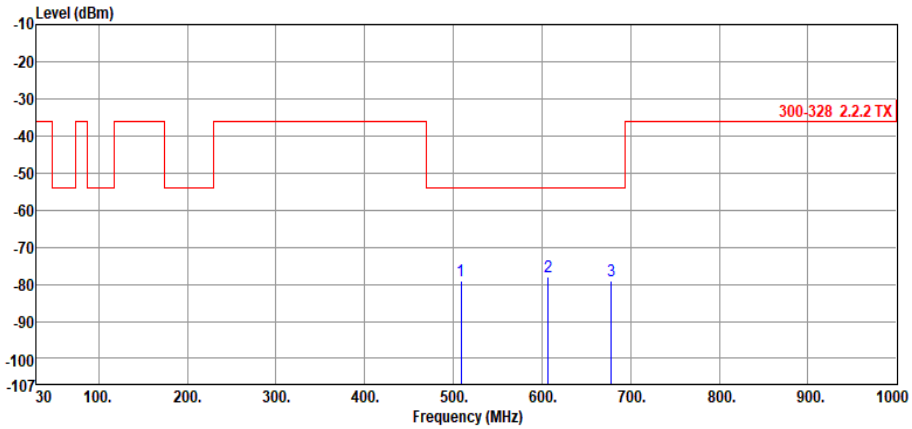

	Freq.	Measured value	Limit	Margin	Factor	Reading
	MHz	dBm	dBm	dB	dB	dBm
1	508.54	-79.22	-54.00	-25.22	0.00	-79.22
2	607.21	-78.16	-54.00	-24.16	0.00	-78.16
3	678.25	-79.24	-54.00	-25.24	0.00	-79.24

Note 1: Measured Value (dBm) = Reading (dBm) + Factor (dB)
Note 2: Margin (dB) = Measured Value (dBm) – Limit (dBm)

Modulation	BLE (1Mbps)	**Test Freq. (MHz)**	2480
Frequency	30M~1GHz		

Test By :Ryan Lee Temperature:23 Humidity(%):64

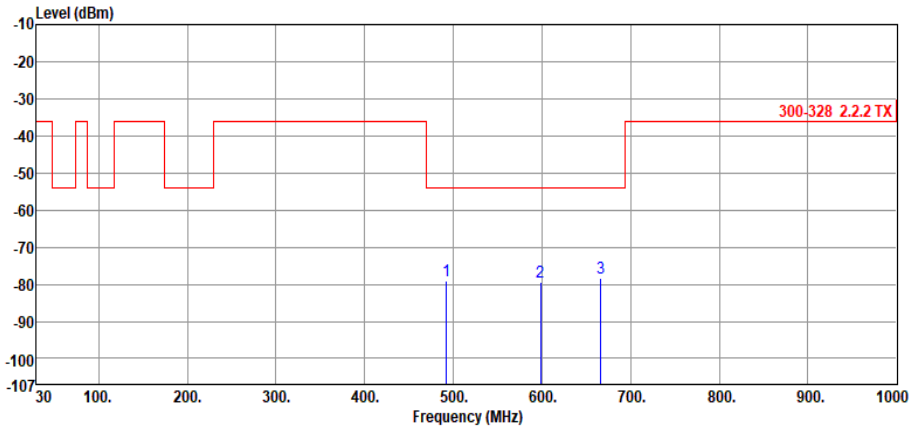

	Freq.	Measured value	Limit	Margin	Factor	Reading
	MHz	dBm	dBm	dB	dB	dBm
1	492.23	-79.25	-54.00	-25.25	0.00	-79.25
2	598.54	-79.59	-54.00	-25.59	0.00	-79.59
3	666.51	-78.22	-54.00	-24.22	0.00	-78.22

Note 1: Measured Value (dBm) = Reading (dBm) + Factor (dB)
Note 2: Margin (dB) = Measured Value (dBm) – Limit (dBm)

Modulation	BLE (2Mbps)	**Test Freq. (MHz)**	2402
Frequency	30M~1GHz		

Test By :Ryan Lee Temperature:23 Humidity(%):64

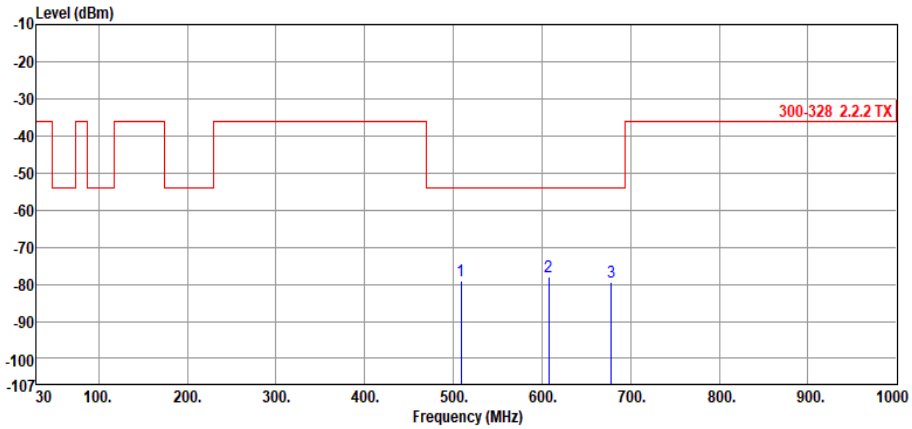

	Freq.	Measured value	Limit	Margin	Factor	Reading
	MHz	dBm	dBm	dB	dB	dBm
1	508.45	-79.13	-54.00	-25.13	0.00	-79.13
2	607.54	-78.16	-54.00	-24.16	0.00	-78.16
3	678.51	-79.47	-54.00	-25.47	0.00	-79.47

Note 1: Measured Value (dBm) = Reading (dBm) + Factor (dB)
Note 2: Margin (dB) = Measured Value (dBm) – Limit (dBm)

Modulation	BLE (2Mbps)	**Test Freq. (MHz)**	2480
Frequency	30M~1GHz		

Test By :Ryan Lee Temperature:23 Humidity(%):64

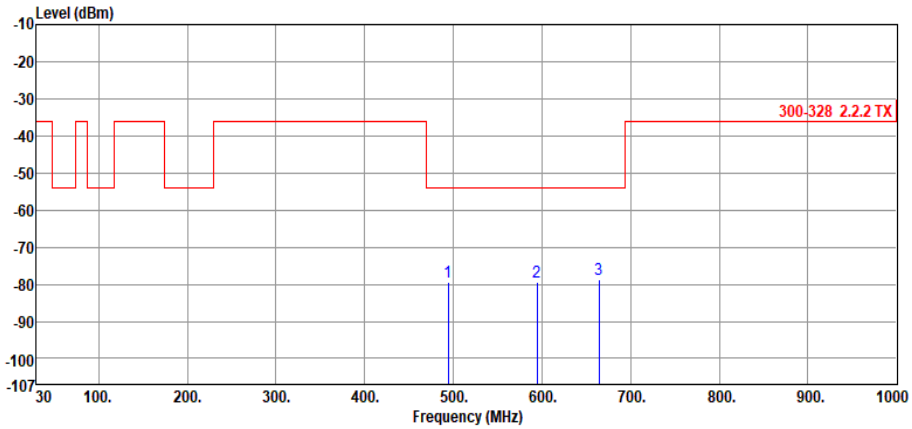

	Freq.	Measured value	Limit	Margin	Factor	Reading
	MHz	dBm	dBm	dB	dB	dBm
1	494.22	-79.55	-54.00	-25.55	0.00	-79.55
2	594.42	-79.56	-54.00	-25.56	0.00	-79.56
3	664.20	-78.59	-54.00	-24.59	0.00	-78.59

Note 1: Measured Value (dBm) = Reading (dBm) + Factor (dB)
Note 2: Margin (dB) = Measured Value (dBm) – Limit (dBm)

Emissions (Above 1GHz)

Modulation	BLE (125kbps)	**Test Freq. (MHz)**	2402
Frequency	1GHz~12.75GHz		

Test By :Ryan Lee Temperature:23 Humidity(%):64

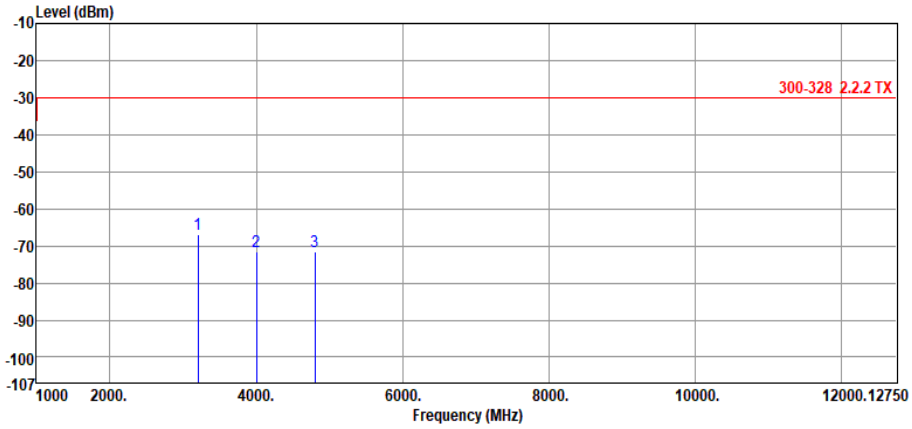

	Freq.	Measured value	Limit	Margin	Factor	Reading
	MHz	dBm	dBm	dB	dB	dBm
1	3202.21	-66.85	-30.00	-36.85	0.00	-66.85
2	4003.10	-71.42	-30.00	-41.42	0.00	-71.42
3	4803.61	-71.42	-30.00	-41.42	0.00	-71.42

Note 1: Measured Value (dBm) = Reading (dBm) + Factor (dB)
Note 2: Margin (dB) = Measured Value (dBm) – Limit (dBm)

Modulation	BLE (125kbps)	**Test Freq. (MHz)**	2480
Frequency	1GHz~12.75GHz		

Test By :Ryan Lee Temperature:23 Humidity(%):64

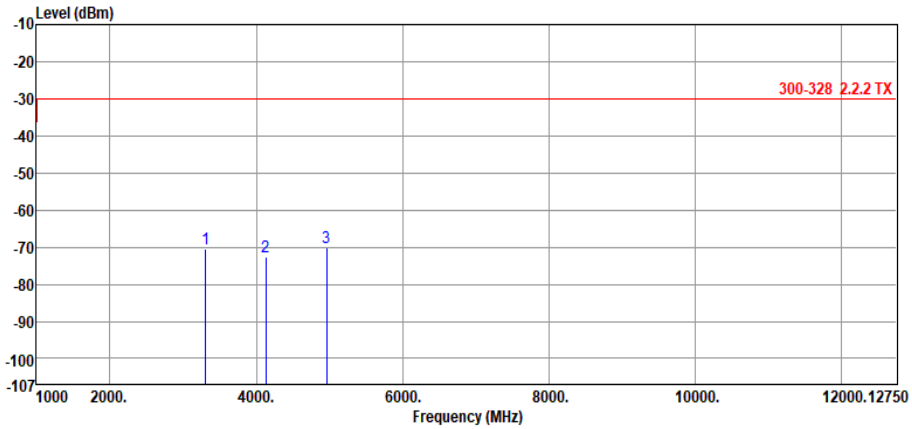

	Freq.	Measured value	Limit	Margin	Factor	Reading
	MHz	dBm	dBm	dB	dB	dBm
1	3306.21	-70.53	-30.00	-40.53	0.00	-70.53
2	4132.21	-72.48	-30.00	-42.48	0.00	-72.48
3	4960.65	-70.26	-30.00	-40.26	0.00	-70.26

Note 1: Measured Value (dBm) = Reading (dBm) + Factor (dB)
Note 2: Margin (dB) = Measured Value (dBm) – Limit (dBm)

Modulation	BLE (500kbps)	**Test Freq. (MHz)**	2402
Frequency	1GHz~12.75GHz		

Test By :Ryan Lee Temperature:23 Humidity(%):64

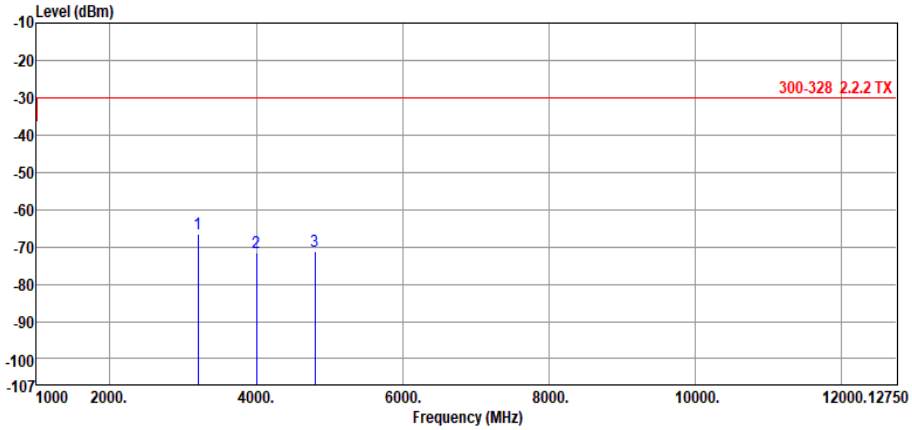

	Freq.	Measured value	Limit	Margin	Factor	Reading
	MHz	dBm	dBm	dB	dB	dBm
1	3202.71	-66.62	-30.00	-36.62	0.00	-66.62
2	4003.62	-71.56	-30.00	-41.56	0.00	-71.56
3	4803.95	-71.26	-30.00	-41.26	0.00	-71.26

Note 1: Measured Value (dBm) = Reading (dBm) + Factor (dB)
Note 2: Margin (dB) = Measured Value (dBm) – Limit (dBm)

Modulation	BLE (500kbps)	**Test Freq. (MHz)**	2480
Frequency	1GHz~12.75GHz		

Test By :Ryan Lee Temperature:23 Humidity(%):64

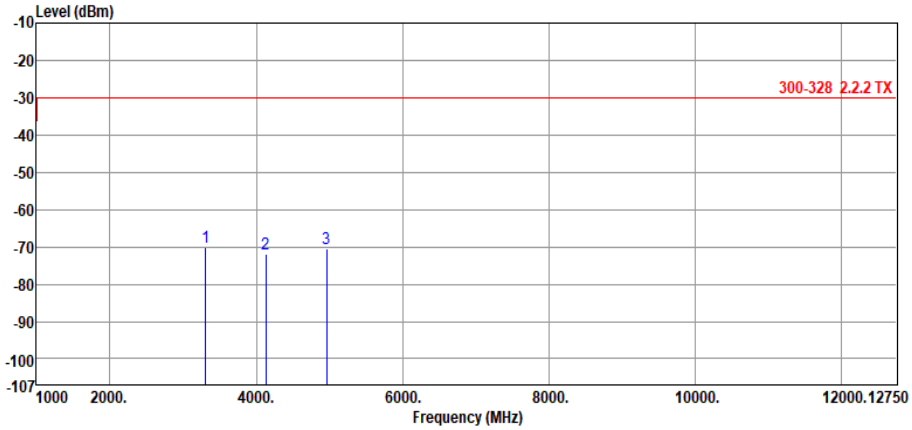

	Freq.	Measured value	Limit	Margin	Factor	Reading
	MHz	dBm	dBm	dB	dB	dBm
1	3306.56	-70.06	-30.00	-40.06	0.00	-70.06
2	4132.99	-72.04	-30.00	-42.04	0.00	-72.04
3	4960.53	-70.54	-30.00	-40.54	0.00	-70.54

Note 1: Measured Value (dBm) = Reading (dBm) + Factor (dB)
Note 2: Margin (dB) = Measured Value (dBm) – Limit (dBm)

Modulation	BLE (1Mbps)	**Test Freq. (MHz)**	2402
Frequency	1GHz~12.75GHz		

Test By :Ryan Lee Temperature:23 Humidity(%):64

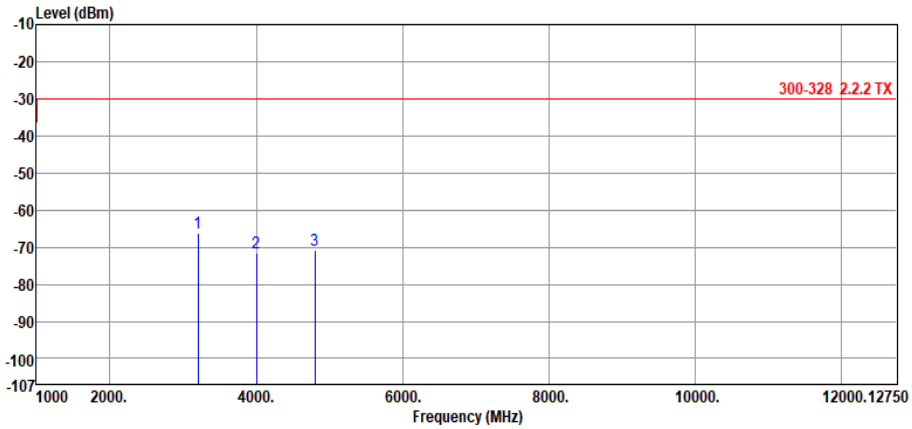

	Freq.	Measured value	Limit	Margin	Factor	Reading
	MHz	dBm	dBm	dB	dB	dBm
1	3202.21	-66.20	-30.00	-36.20	0.00	-66.20
2	4003.21	-71.46	-30.00	-41.46	0.00	-71.46
3	4803.12	-71.03	-30.00	-41.03	0.00	-71.03

Note 1: Measured Value (dBm) = Reading (dBm) + Factor (dB)
Note 2: Margin (dB) = Measured Value (dBm) – Limit (dBm)

Modulation	BLE (1Mbps)	**Test Freq. (MHz)**	2480
Frequency	1GHz~12.75GHz		

Test By :Ryan Lee Temperature:23 Humidity(%):64

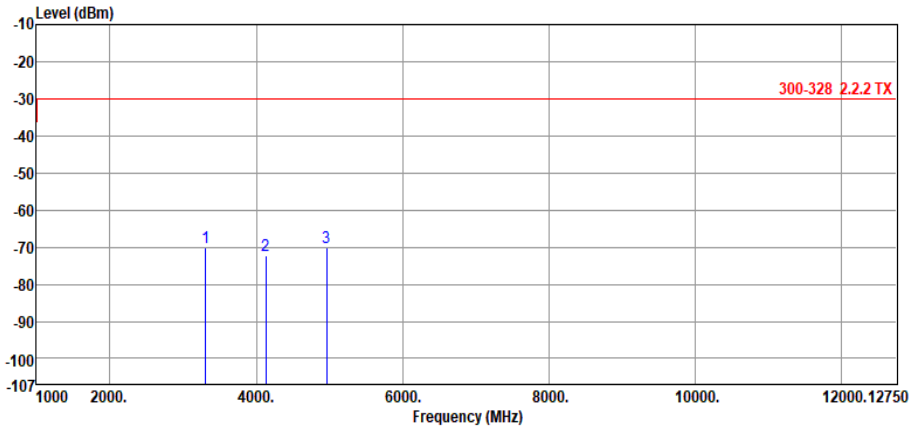

	Freq.	Measured value	Limit	Margin	Factor	Reading
	MHz	dBm	dBm	dB	dB	dBm
1	3306.10	-70.23	-30.00	-40.23	0.00	-70.23
2	4132.21	-72.24	-30.00	-42.24	0.00	-72.24
3	4960.58	-70.24	-30.00	-40.24	0.00	-70.24

Note 1: Measured Value (dBm) = Reading (dBm) + Factor (dB)
Note 2: Margin (dB) = Measured Value (dBm) – Limit (dBm)

Modulation	BLE (2Mbps)	**Test Freq. (MHz)**	2402
Frequency	1GHz~12.75GHz		

Test By :Ryan Lee Temperature:23 Humidity(%):64

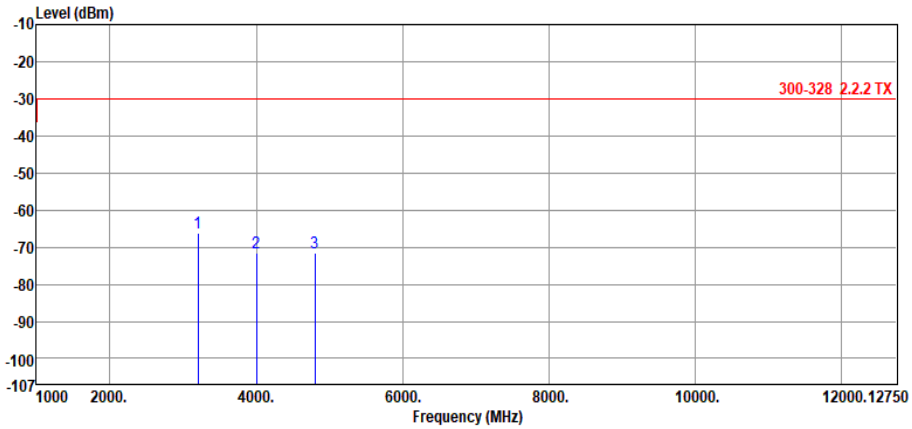

	Freq.	Measured value	Limit	Margin	Factor	Reading
	MHz	dBm	dBm	dB	dB	dBm
1	3202.51	-66.15	-30.00	-36.15	0.00	-66.15
2	4003.54	-71.46	-30.00	-41.46	0.00	-71.46
3	4803.54	-71.42	-30.00	-41.42	0.00	-71.42

Note 1: Measured Value (dBm) = Reading (dBm) + Factor (dB)
Note 2: Margin (dB) = Measured Value (dBm) – Limit (dBm)

Modulation	BLE (2Mbps)	**Test Freq. (MHz)**	2480
Frequency	1GHz~12.75GHz		

Test By :Ryan Lee Temperature:23 Humidity(%):64

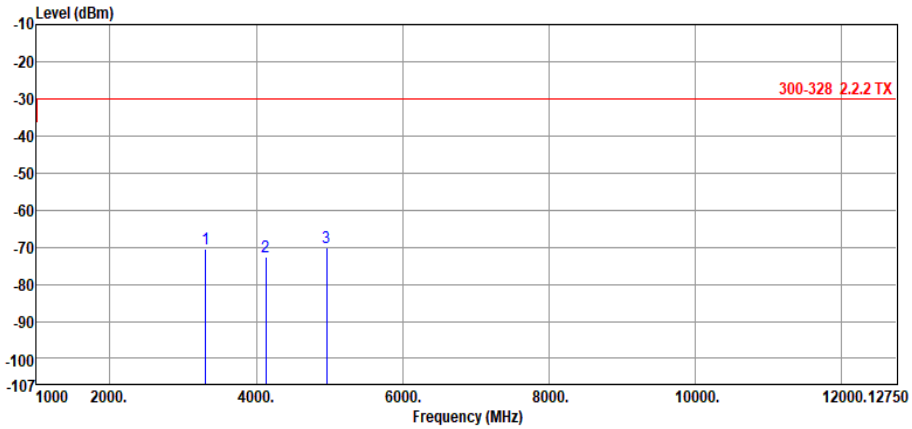

	Freq.	Measured value	Limit	Margin	Factor	Reading
	MHz	dBm	dBm	dB	dB	dBm
1	3306.61	-70.43	-30.00	-40.43	0.00	-70.43
2	4132.85	-72.75	-30.00	-42.75	0.00	-72.75
3	4960.62	-70.24	-30.00	-40.24	0.00	-70.24

Note 1: Measured Value (dBm) = Reading (dBm) + Factor (dB)
Note 2: Margin (dB) = Measured Value (dBm) – Limit (dBm)

Emissions (Below 1GHz)

Modulation	BLE (125kbps)	**Test Freq. (MHz)**	2402
Polarization	Horizontal		

Test By :Ryan Lee Temperature:23 Humidity(%):64

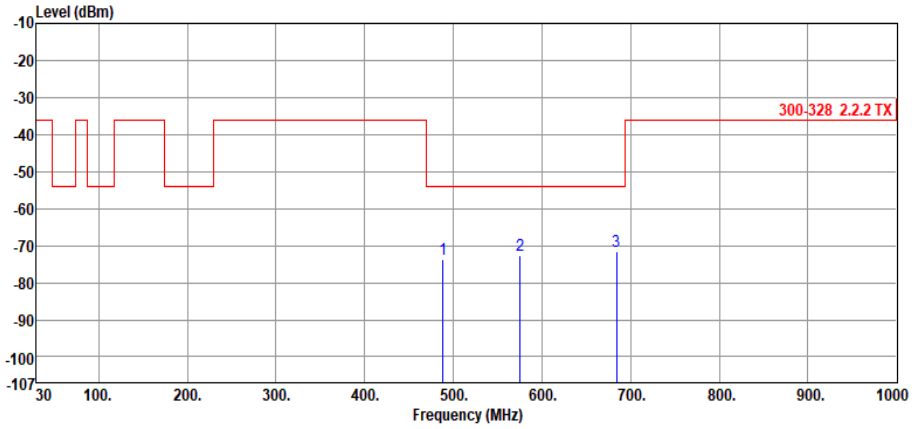

	Freq.	Measured value	Limit	Margin	Factor	Reading
	MHz	dBm	dBm	dB	dB	dBm
1	488.03	-73.73	-54.00	-19.73	2.19	-75.92
2	575.10	-72.70	-54.00	-18.70	4.62	-77.32
3	684.33	-71.46	-54.00	-17.46	6.21	-77.67

Note 1: Measured Value (dBm) = Reading (dBm) + Factor (dB)
Note 2: Margin (dB) = Measured Value (dBm) – Limit (dBm)

Modulation	BLE (125kbps)	**Test Freq. (MHz)**	2402
Polarization	Vertical		

Test By :Ryan Lee Temperature:23 Humidity(%):64

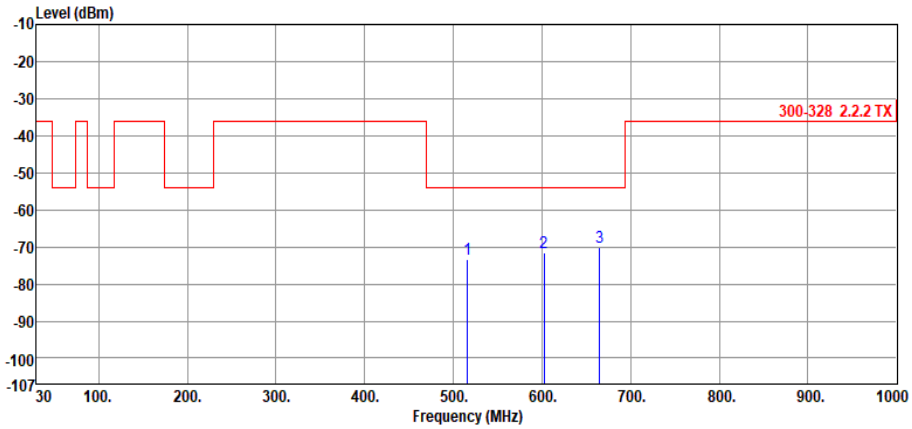

	Freq.	Measured value	Limit	Margin	Factor	Reading
	MHz	dBm	dBm	dB	dB	dBm
1	515.73	-73.23	-54.00	-19.23	3.12	-76.35
2	602.36	-71.67	-54.00	-17.67	5.24	-76.91
3	665.10	-70.20	-54.00	-16.20	5.41	-75.61

Note 1: Measured Value (dBm) = Reading (dBm) + Factor (dB)
Note 2: Margin (dB) = Measured Value (dBm) – Limit (dBm)

Modulation	BLE (125kbps)	**Test Freq. (MHz)**	2480
Polarization	Horizontal		

Test By :Ryan Lee Temperature:23 Humidity(%):64

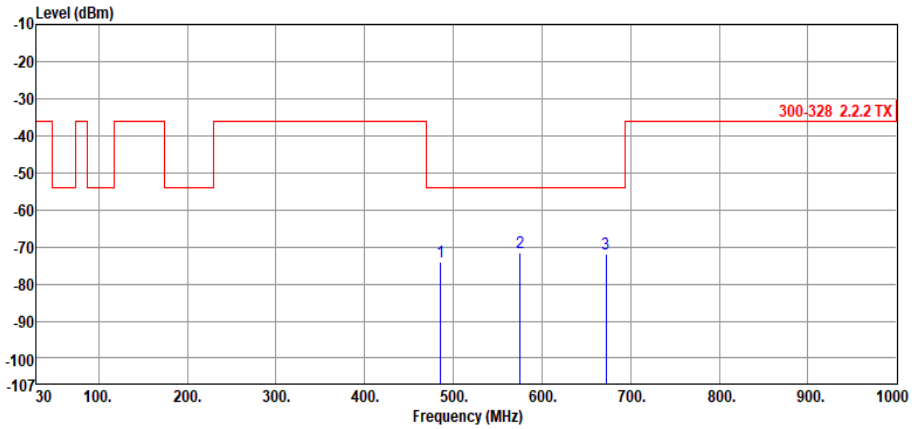

	Freq.	Measured value	Limit	Margin	Factor	Reading
	MHz	dBm	dBm	dB	dB	dBm
1	485.77	-74.11	-54.00	-20.11	2.13	-76.24
2	575.14	-71.58	-54.00	-17.58	4.62	-76.20
3	672.47	-71.86	-54.00	-17.86	5.72	-77.58

Note 1: Measured Value (dBm) = Reading (dBm) + Factor (dB)
Note 2: Margin (dB) = Measured Value (dBm) – Limit (dBm)

Modulation	BLE (125kbps)	**Test Freq. (MHz)**	2480
Polarization	Vertical		

Test By :Ryan Lee Temperature:23 Humidity(%):64

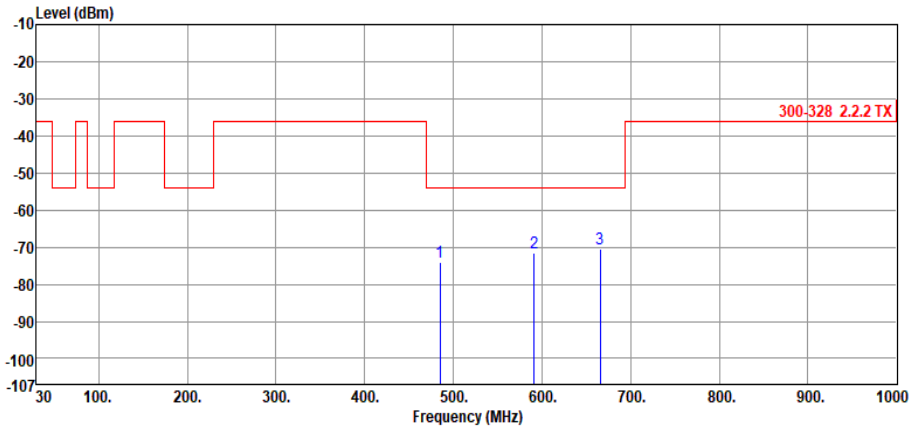

	Freq.	Measured value	Limit	Margin	Factor	Reading
	MHz	dBm	dBm	dB	dB	dBm
1	484.89	-73.90	-54.00	-19.90	2.15	-76.05
2	591.11	-71.45	-54.00	-17.45	4.81	-76.26
3	665.44	-70.67	-54.00	-16.67	5.43	-76.10

Note 1: Measured Value (dBm) = Reading (dBm) + Factor (dB)
Note 2: Margin (dB) = Measured Value (dBm) – Limit (dBm)

Modulation	BLE (500kbps)	**Test Freq. (MHz)**	2402
Polarization	Horizontal		

Test By :Ryan Lee Temperature:23 Humidity(%):64

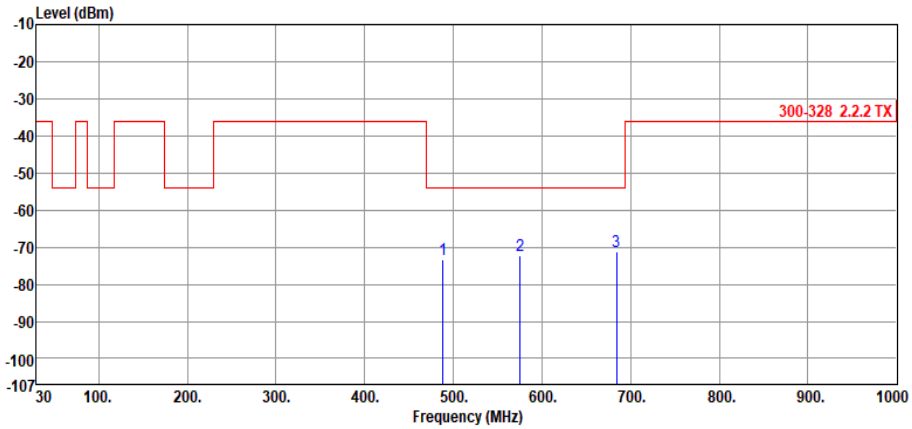

	Freq.	Measured value	Limit	Margin	Factor	Reading
	MHz	dBm	dBm	dB	dB	dBm
1	488.47	-73.20	-54.00	-19.20	2.21	-75.41
2	575.10	-72.34	-54.00	-18.34	4.62	-76.96
3	684.21	-71.38	-54.00	-17.38	6.21	-77.59

Note 1: Measured Value (dBm) = Reading (dBm) + Factor (dB)
Note 2: Margin (dB) = Measured Value (dBm) – Limit (dBm)

Modulation	BLE (500kbps)	**Test Freq. (MHz)**	2402
Polarization	Vertical		

Test By :Ryan Lee Temperature:23 Humidity(%):64

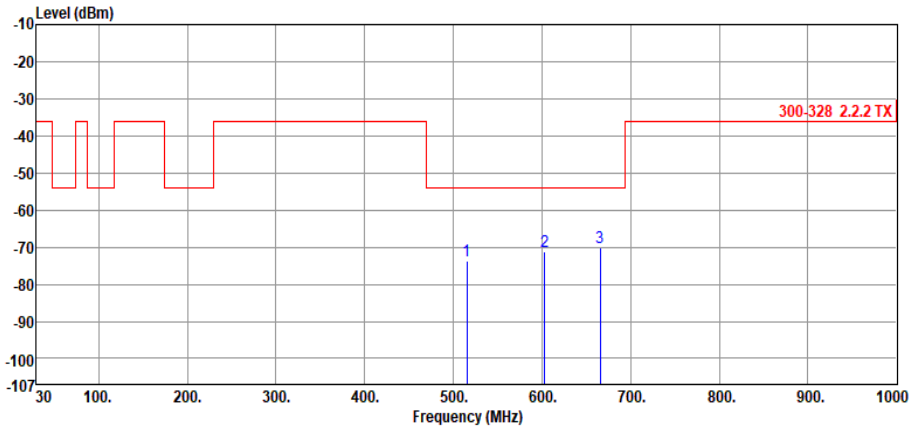

	Freq.	Measured value	Limit	Margin	Factor	Reading
	MHz	dBm	dBm	dB	dB	dBm
1	515.22	-73.66	-54.00	-19.66	3.07	-76.73
2	602.77	-71.12	-54.00	-17.12	5.24	-76.36
3	665.89	-70.06	-54.00	-16.06	5.46	-75.52

Note 1: Measured Value (dBm) = Reading (dBm) + Factor (dB)
Note 2: Margin (dB) = Measured Value (dBm) – Limit (dBm)

Modulation	BLE (500kbps)	**Test Freq. (MHz)**	2480
Polarization	Horizontal		

Test By :Ryan Lee Temperature:23 Humidity(%):64

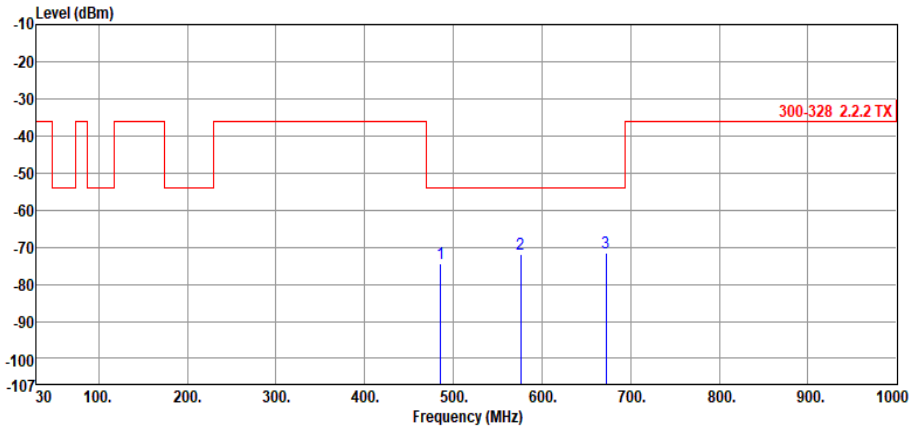

	Freq.	Measured value	Limit	Margin	Factor	Reading
	MHz	dBm	dBm	dB	dB	dBm
1	485.74	-74.47	-54.00	-20.47	2.13	-76.60
2	575.89	-71.77	-54.00	-17.77	4.61	-76.38
3	672.11	-71.44	-54.00	-17.44	5.71	-77.15

Note 1: Measured Value (dBm) = Reading (dBm) + Factor (dB)
Note 2: Margin (dB) = Measured Value (dBm) – Limit (dBm)

Modulation	BLE (500kbps)	**Test Freq. (MHz)**	2480
Polarization	Vertical		

Test By :Ryan Lee Temperature:23 Humidity(%):64

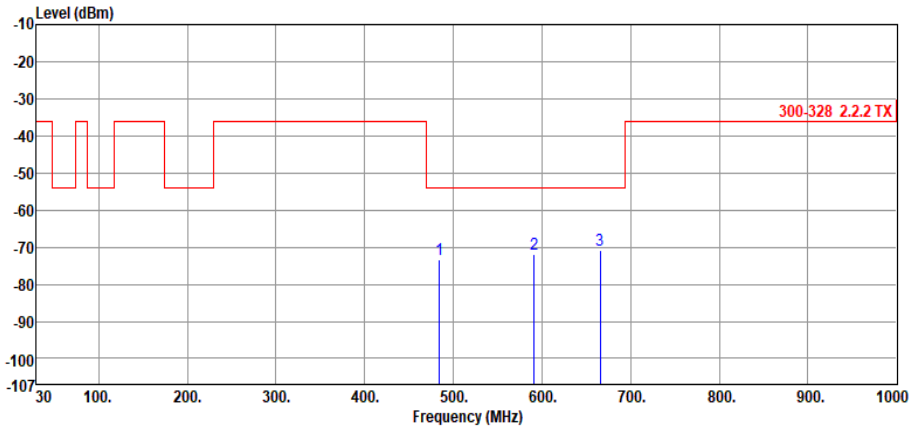

	Freq.	Measured value	Limit	Margin	Factor	Reading
	MHz	dBm	dBm	dB	dB	dBm
1	484.33	-73.22	-54.00	-19.22	2.15	-75.37
2	591.44	-71.89	-54.00	-17.89	4.81	-76.70
3	665.77	-70.88	-54.00	-16.88	5.45	-76.33

Note 1: Measured Value (dBm) = Reading (dBm) + Factor (dB)
Note 2: Margin (dB) = Measured Value (dBm) – Limit (dBm)

Modulation	BLE (1Mbps)	**Test Freq. (MHz)**	2402
Polarization	Horizontal		

Test By :Ryan Lee Temperature:23 Humidity(%):64

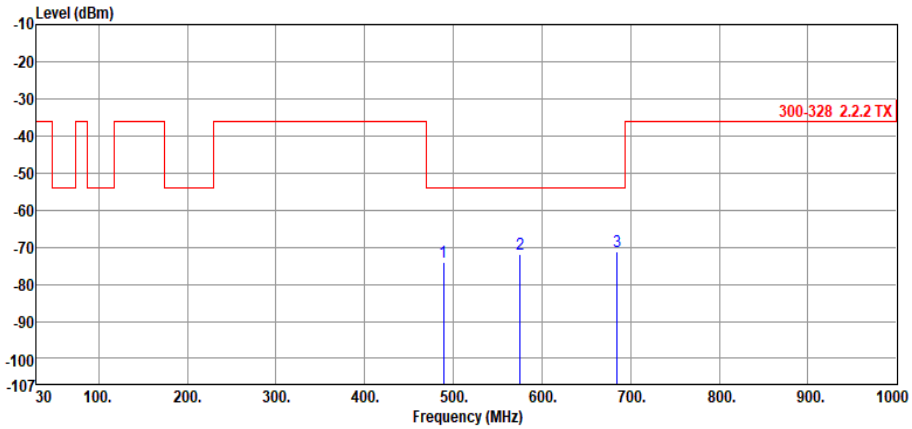

	Freq.	Measured value	Limit	Margin	Factor	Reading
	MHz	dBm	dBm	dB	dB	dBm
1	488.81	-73.96	-54.00	-19.96	2.22	-76.18
2	575.14	-72.05	-54.00	-18.05	4.62	-76.67
3	684.75	-71.07	-54.00	-17.07	6.22	-77.29

Note 1: Measured Value (dBm) = Reading (dBm) + Factor (dB)
Note 2: Margin (dB) = Measured Value (dBm) – Limit (dBm)

Modulation	BLE (1Mbps)	**Test Freq. (MHz)**	2402
Polarization	Vertical		

Test By :Ryan Lee Temperature:23 Humidity(%):64

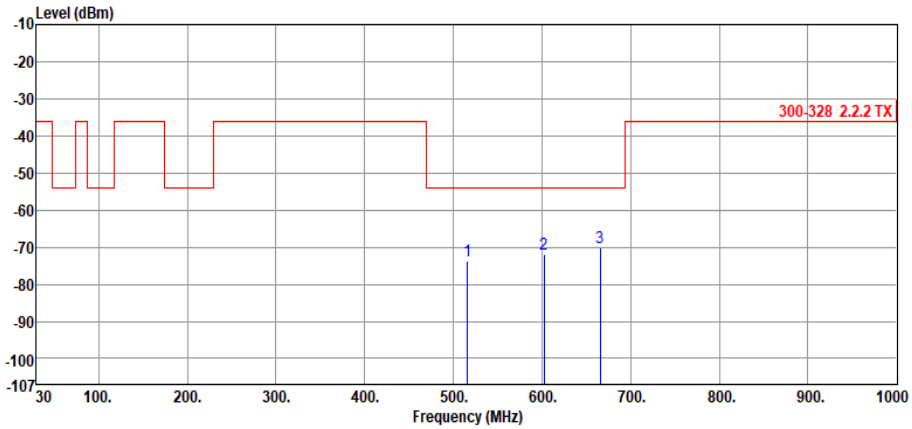

	Freq.	Measured value	Limit	Margin	Factor	Reading
	MHz	dBm	dBm	dB	dB	dBm
1	515.97	-73.57	-54.00	-19.57	3.14	-76.71
2	602.30	-71.81	-54.00	-17.81	5.24	-77.05
3	665.35	-70.18	-54.00	-16.18	5.43	-75.61

Note 1: Measured Value (dBm) = Reading (dBm) + Factor (dB)
Note 2: Margin (dB) = Measured Value (dBm) – Limit (dBm)

Modulation	BLE (1Mbps)	**Test Freq. (MHz)**	2480
Polarization	Horizontal		

Test By :Ryan Lee Temperature:23 Humidity(%):64

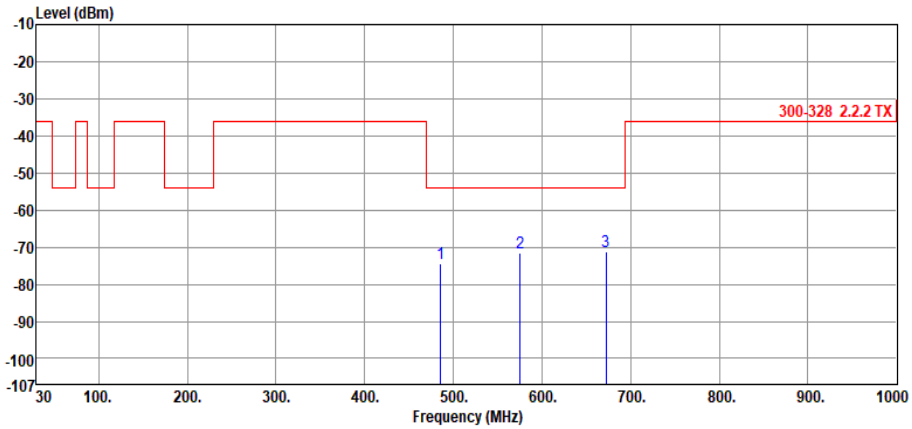

	Freq.	Measured value	Limit	Margin	Factor	Reading
	MHz	dBm	dBm	dB	dB	dBm
1	485.90	-74.57	-54.00	-20.57	2.13	-76.70
2	575.14	-71.54	-54.00	-17.54	4.62	-76.16
3	672.14	-71.29	-54.00	-17.29	5.71	-77.00

Note 1: Measured Value (dBm) = Reading (dBm) + Factor (dB)
Note 2: Margin (dB) = Measured Value (dBm) – Limit (dBm)

Modulation	BLE (1Mbps)	**Test Freq. (MHz)**	2480
Polarization	Vertical		

Test By :Ryan Lee Temperature:23 Humidity(%):64

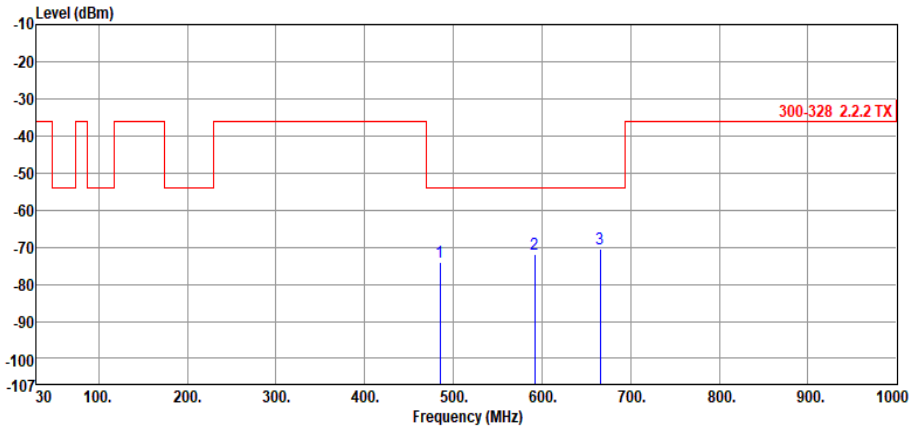

	Freq.	Measured value	Limit	Margin	Factor	Reading
	MHz	dBm	dBm	dB	dB	dBm
1	484.93	-73.91	-54.00	-19.91	2.15	-76.06
2	591.63	-71.88	-54.00	-17.88	4.80	-76.68
3	665.35	-70.38	-54.00	-16.38	5.43	-75.81

Note 1: Measured Value (dBm) = Reading (dBm) + Factor (dB)
Note 2: Margin (dB) = Measured Value (dBm) – Limit (dBm)

Modulation	BLE (2Mbps)	**Test Freq. (MHz)**	2402
Polarization	Horizontal		

Test By :Ryan Lee Temperature:23 Humidity(%):64

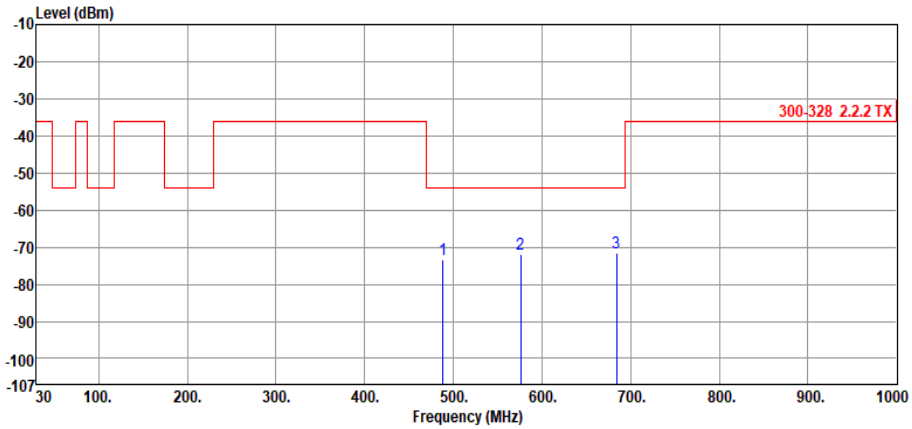

	Freq.	Measured value	Limit	Margin	Factor	Reading
	MHz	dBm	dBm	dB	dB	dBm
1	488.00	-73.34	-54.00	-19.34	2.19	-75.53
2	575.77	-72.03	-54.00	-18.03	4.61	-76.64
3	684.22	-71.66	-54.00	-17.66	6.21	-77.87

Note 1: Measured Value (dBm) = Reading (dBm) + Factor (dB)
Note 2: Margin (dB) = Measured Value (dBm) – Limit (dBm)

Modulation	BLE (2Mbps)	**Test Freq. (MHz)**	2402
Polarization	Vertical		

Test By :Ryan Lee Temperature:23 Humidity(%):64

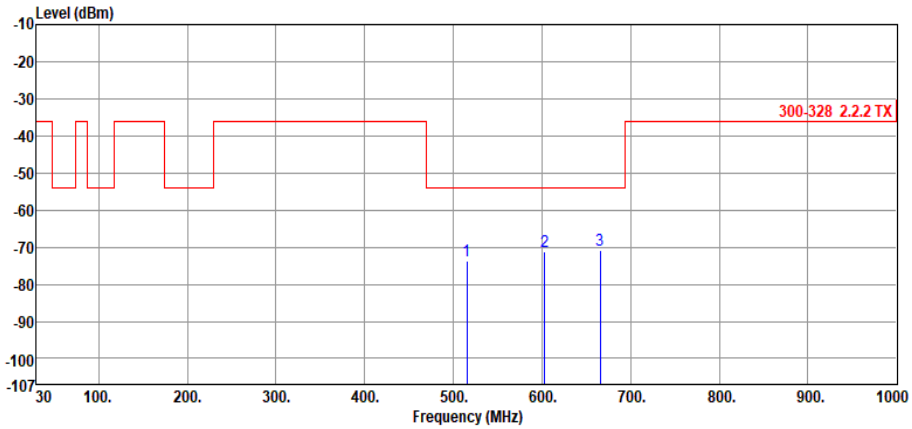

	Freq.	Measured value	Limit	Margin	Factor	Reading
	MHz	dBm	dBm	dB	dB	dBm
1	515.25	-73.62	-54.00	-19.62	3.07	-76.69
2	602.78	-71.33	-54.00	-17.33	5.24	-76.57
3	665.86	-70.75	-54.00	-16.75	5.46	-76.21

Note 1: Measured Value (dBm) = Reading (dBm) + Factor (dB)
Note 2: Margin (dB) = Measured Value (dBm) – Limit (dBm)

Modulation	BLE (2Mbps)	**Test Freq. (MHz)**	2480
Polarization	Horizontal		

Test By :Ryan Lee Temperature:23 Humidity(%):64

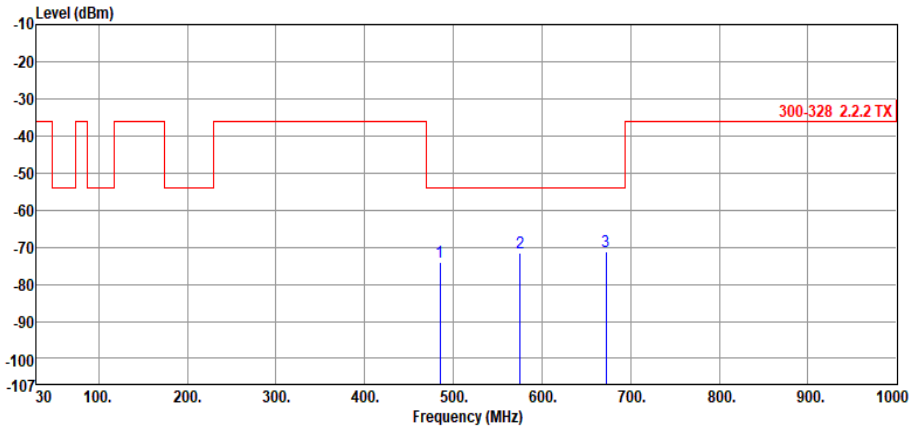

	Freq.	Measured value	Limit	Margin	Factor	Reading
	MHz	dBm	dBm	dB	dB	dBm
1	485.32	-74.00	-54.00	-20.00	2.12	-76.12
2	575.10	-71.51	-54.00	-17.51	4.62	-76.13
3	672.40	-71.21	-54.00	-17.21	5.71	-76.92

Note 1: Measured Value (dBm) = Reading (dBm) + Factor (dB)
Note 2: Margin (dB) = Measured Value (dBm) – Limit (dBm)

Modulation	BLE (2Mbps)	**Test Freq. (MHz)**	2480
Polarization	Vertical		

Test By :Ryan Lee Temperature:23 Humidity(%):64

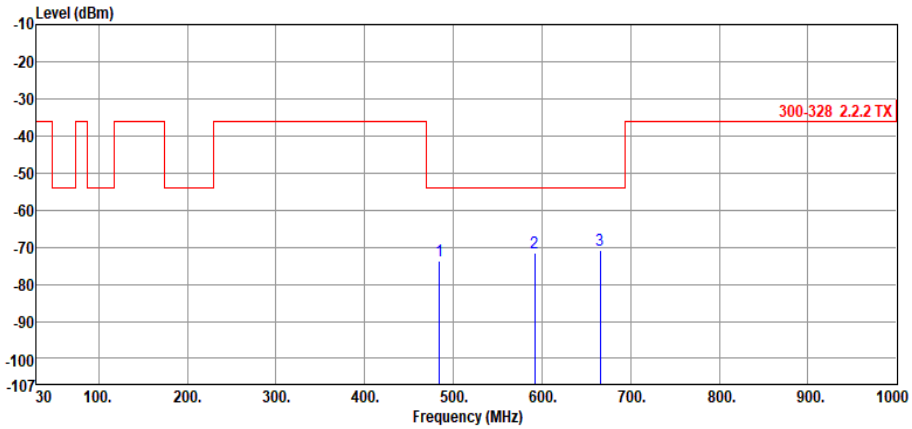

	Freq.	Measured value	Limit	Margin	Factor	Reading
	MHz	dBm	dBm	dB	dB	dBm
1	484.28	-73.63	-54.00	-19.63	2.15	-75.78
2	591.75	-71.60	-54.00	-17.60	4.80	-76.40
3	665.69	-70.74	-54.00	-16.74	5.45	-76.19

Note 1: Measured Value (dBm) = Reading (dBm) + Factor (dB)
Note 2: Margin (dB) = Measured Value (dBm) – Limit (dBm)

Emissions (Above 1GHz)

Modulation	BLE (125kbps)	**Test Freq. (MHz)**	2402
Polarization	Horizontal		

Test By :Ryan Lee Temperature:23 Humidity(%):64

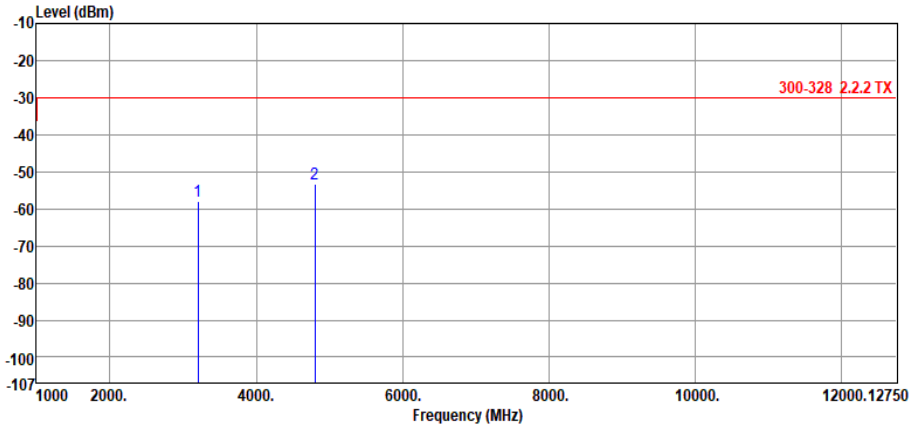

	Freq.	Measured value	Limit	Margin	Factor	Reading
	MHz	dBm	dBm	dB	dB	dBm
1	3203.67	-58.11	-30.00	-28.11	4.69	-62.80
2	4804.30	-53.21	-30.00	-23.21	10.34	-63.55

Note 1: Measured Value (dBm) = Reading (dBm) + Factor (dB)
Note 2: Margin (dB) = Measured Value (dBm) – Limit (dBm)

Modulation	BLE (125kbps)	**Test Freq. (MHz)**	2402
Polarization	Vertical		

Test By :Ryan Lee Temperature:23 Humidity(%):64

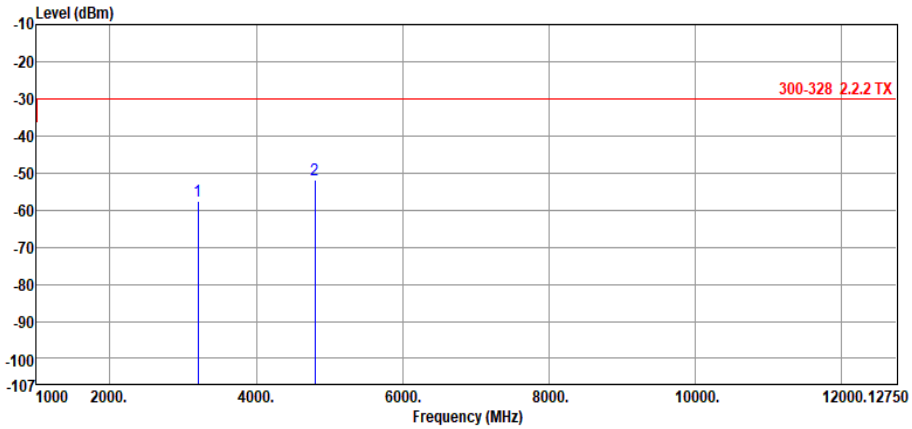

	Freq.	Measured value	Limit	Margin	Factor	Reading
	MHz	dBm	dBm	dB	dB	dBm
1	3202.45	-57.56	-30.00	-27.56	4.43	-61.99
2	4804.91	-51.72	-30.00	-21.72	10.91	-62.63

Note 1: Measured Value (dBm) = Reading (dBm) + Factor (dB)
Note 2: Margin (dB) = Measured Value (dBm) – Limit (dBm)

Modulation	BLE (125kbps)	**Test Freq. (MHz)**	2480
Polarization	Horizontal		

Test By :Ryan Lee Temperature:23 Humidity(%):64

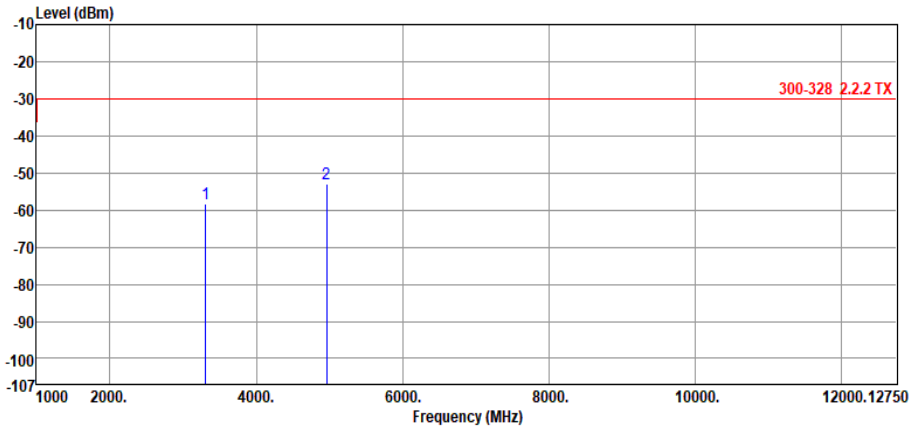

	Freq.	Measured value	Limit	Margin	Factor	Reading
	MHz	dBm	dBm	dB	dB	dBm
1	3307.77	-58.22	-30.00	-28.22	4.09	-62.31
2	4960.21	-52.79	-30.00	-22.79	11.36	-64.15

Note 1: Measured Value (dBm) = Reading (dBm) + Factor (dB)
Note 2: Margin (dB) = Measured Value (dBm) – Limit (dBm)

Modulation	BLE (125kbps)	**Test Freq. (MHz)**	2480
Polarization	Vertical		

Test By :Ryan Lee Temperature:23 Humidity(%):64

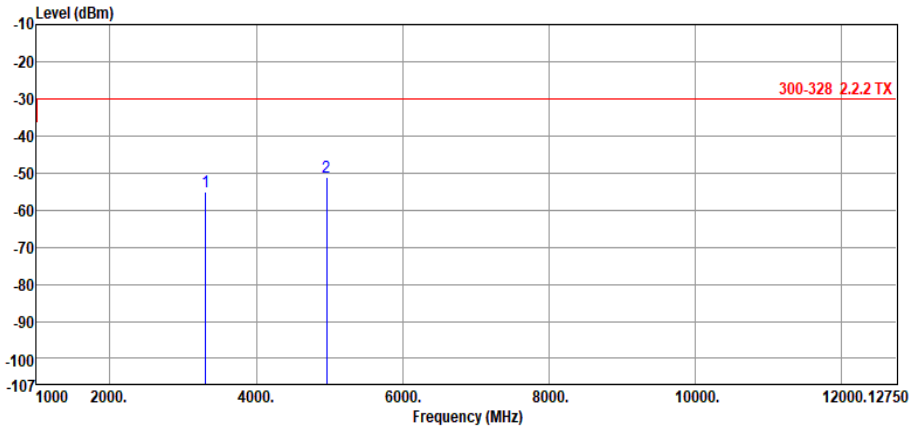

	Freq.	Measured value	Limit	Margin	Factor	Reading
	MHz	dBm	dBm	dB	dB	dBm
1	3306.53	-55.21	-30.00	-25.21	4.06	-59.27
2	4959.67	-51.07	-30.00	-21.07	11.70	-62.77

Note 1: Measured Value (dBm) = Reading (dBm) + Factor (dB)
Note 2: Margin (dB) = Measured Value (dBm) – Limit (dBm)

Modulation	BLE (500kbps)	**Test Freq. (MHz)**	2402
Polarization	Horizontal		

Test By :Ryan Lee Temperature:23 Humidity(%):64

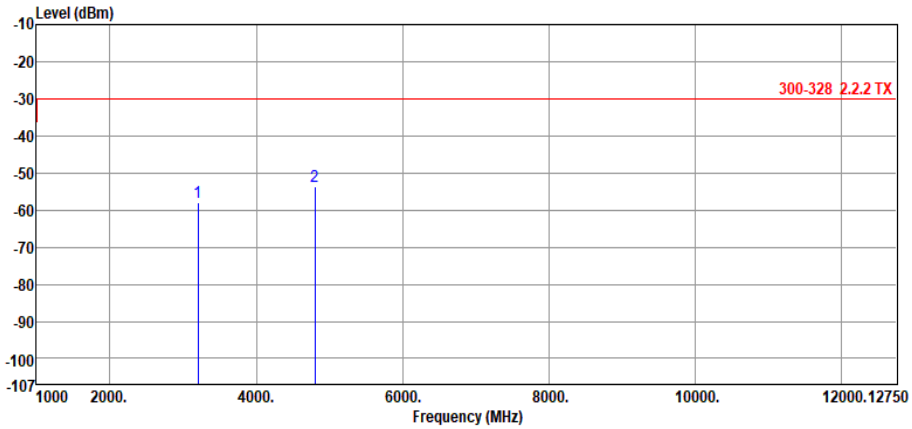

	Freq.	Measured value	Limit	Margin	Factor	Reading
	MHz	dBm	dBm	dB	dB	dBm
1	3203.22	-58.11	-30.00	-28.11	4.70	-62.81
2	4804.33	-53.67	-30.00	-23.67	10.34	-64.01

Note 1: Measured Value (dBm) = Reading (dBm) + Factor (dB)
Note 2: Margin (dB) = Measured Value (dBm) – Limit (dBm)

Modulation	BLE (500kbps)	**Test Freq. (MHz)**	2402
Polarization	Vertical		

Test By :Ryan Lee Temperature:23 Humidity(%):64

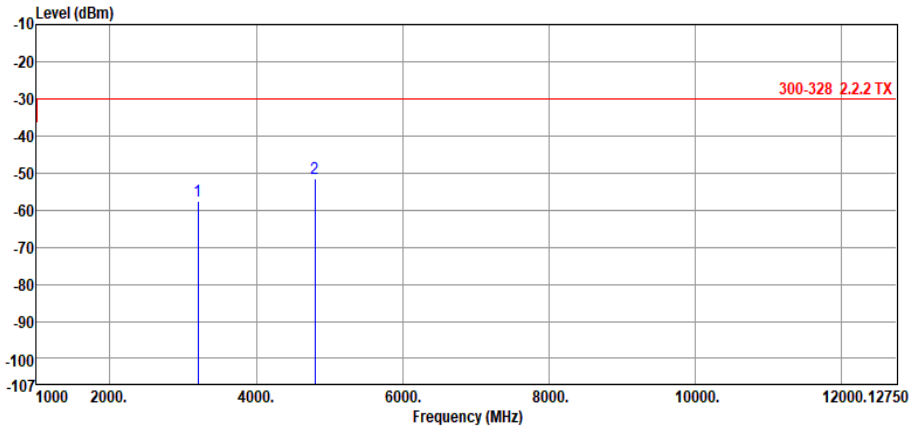

	Freq.	Measured value	Limit	Margin	Factor	Reading
	MHz	dBm	dBm	dB	dB	dBm
1	3202.71	-57.43	-30.00	-27.43	4.43	-61.86
2	4804.12	-51.37	-30.00	-21.37	10.91	-62.28

Note 1: Measured Value (dBm) = Reading (dBm) + Factor (dB)
Note 2: Margin (dB) = Measured Value (dBm) – Limit (dBm)

Modulation	BLE (500kbps)	**Test Freq. (MHz)**	2480
Polarization	Horizontal		

Test By :Ryan Lee Temperature:23 Humidity(%):64

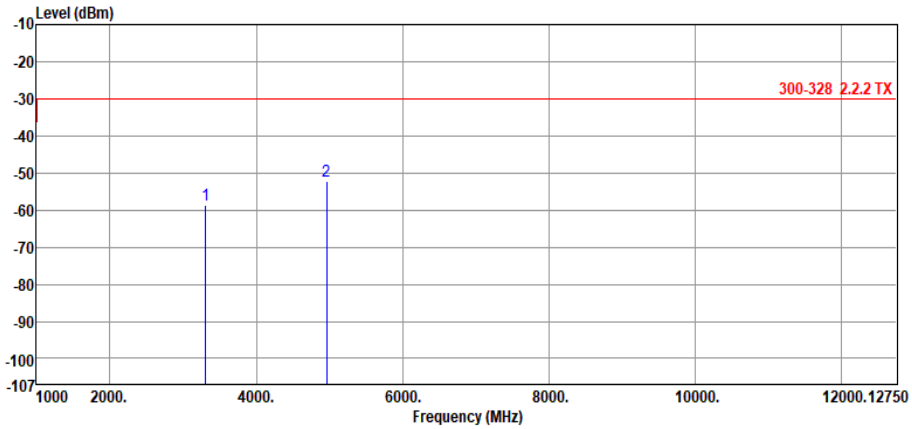

	Freq.	Measured value	Limit	Margin	Factor	Reading
	MHz	dBm	dBm	dB	dB	dBm
1	3307.39	-58.79	-30.00	-28.79	4.10	-62.89
2	4960.37	-52.36	-30.00	-22.36	11.36	-63.72

Note 1: Measured Value (dBm) = Reading (dBm) + Factor (dB)
Note 2: Margin (dB) = Measured Value (dBm) – Limit (dBm)

Modulation	BLE (500kbps)	**Test Freq. (MHz)**	2480
Polarization	Vertical		

Test By :Ryan Lee Temperature:23 Humidity(%):64

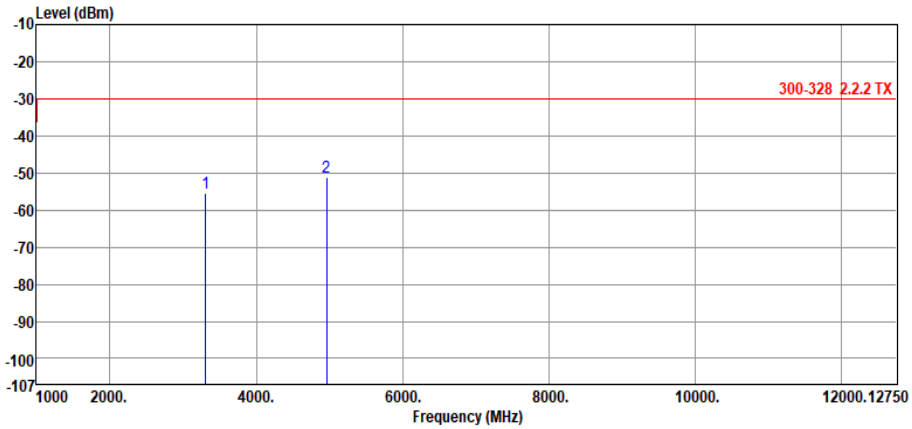

	Freq.	Measured value	Limit	Margin	Factor	Reading
	MHz	dBm	dBm	dB	dB	dBm
1	3306.44	-55.56	-30.00	-25.56	4.06	-59.62
2	4960.00	-51.11	-30.00	-21.11	11.71	-62.82

Note 1: Measured Value (dBm) = Reading (dBm) + Factor (dB)
Note 2: Margin (dB) = Measured Value (dBm) – Limit (dBm)

Modulation	BLE (1Mbps)	**Test Freq. (MHz)**	2402
Polarization	Horizontal		

Test By :Ryan Lee Temperature:23 Humidity(%):64

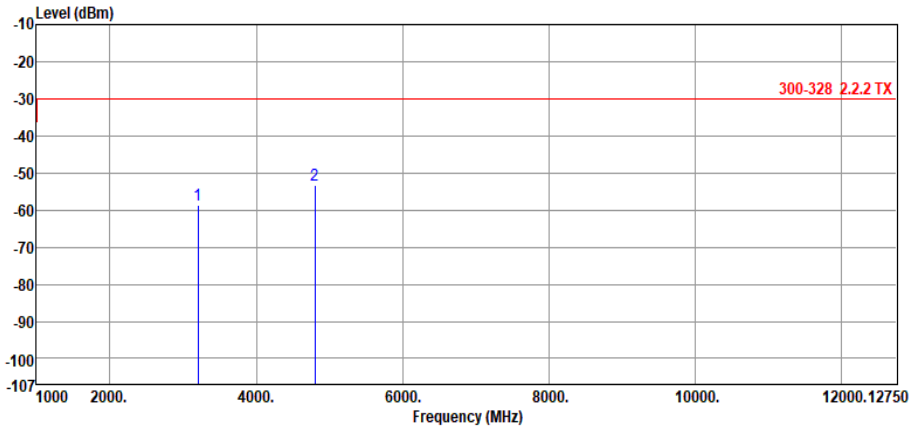

	Freq.	Measured value	Limit	Margin	Factor	Reading
	MHz	dBm	dBm	dB	dB	dBm
1	3203.34	-58.58	-30.00	-28.58	4.70	-63.28
2	4804.25	-53.35	-30.00	-23.35	10.34	-63.69

Note 1: Measured Value (dBm) = Reading (dBm) + Factor (dB)
Note 2: Margin (dB) = Measured Value (dBm) – Limit (dBm)

Modulation	BLE (1Mbps)	**Test Freq. (MHz)**	2402
Polarization	Vertical		

Test By :Ryan Lee Temperature:23 Humidity(%):64

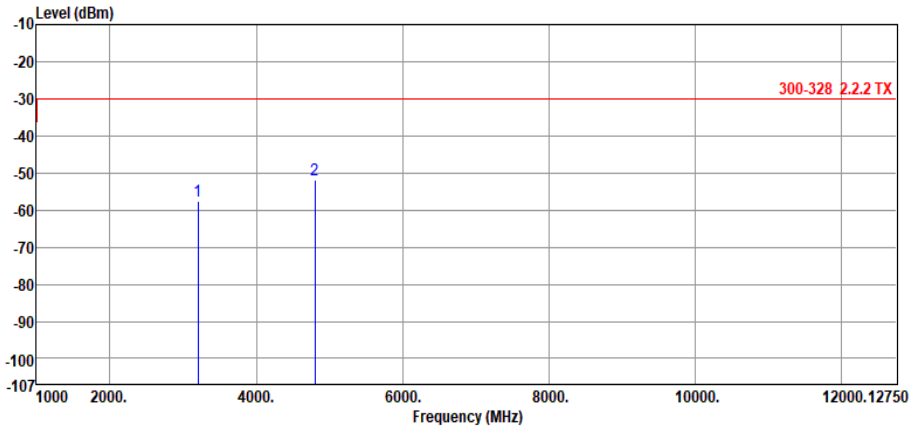

	Freq.	Measured value	Limit	Margin	Factor	Reading
	MHz	dBm	dBm	dB	dB	dBm
1	3202.22	-57.56	-30.00	-27.56	4.43	-61.99
2	4804.06	-51.90	-30.00	-21.90	10.91	-62.81

Note 1: Measured Value (dBm) = Reading (dBm) + Factor (dB)
Note 2: Margin (dB) = Measured Value (dBm) – Limit (dBm)

Modulation	BLE (1Mbps)	**Test Freq. (MHz)**	2480
Polarization	Horizontal		

Test By :Ryan Lee Temperature:23 Humidity(%):64

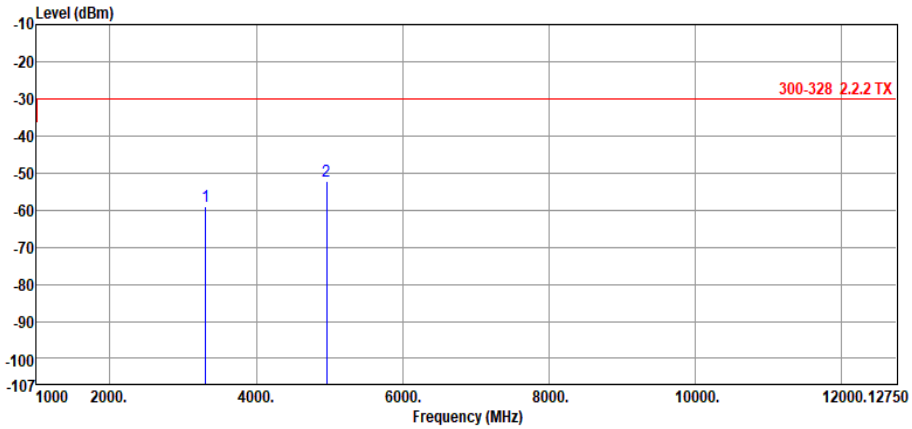

	Freq.	Measured value	Limit	Margin	Factor	Reading
	MHz	dBm	dBm	dB	dB	dBm
1	3307.24	-58.86	-30.00	-28.86	4.10	-62.96
2	4960.35	-52.14	-30.00	-22.14	11.36	-63.50

Note 1: Measured Value (dBm) = Reading (dBm) + Factor (dB)
Note 2: Margin (dB) = Measured Value (dBm) – Limit (dBm)

Modulation	BLE (1Mbps)	**Test Freq. (MHz)**	2480
Polarization	Vertical		

Test By :Ryan Lee Temperature:23 Humidity(%):64

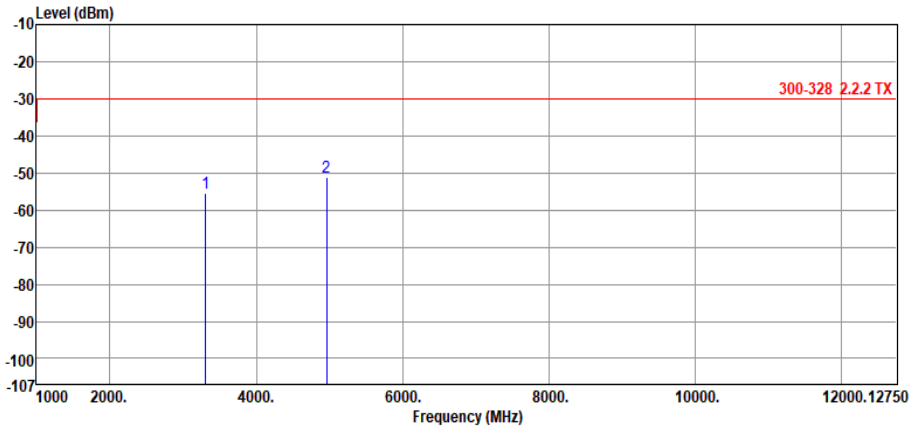

	Freq.	Measured value	Limit	Margin	Factor	Reading
	MHz	dBm	dBm	dB	dB	dBm
1	3306.15	-55.52	-30.00	-25.52	4.06	-59.58
2	4959.60	-51.18	-30.00	-21.18	11.70	-62.88

Note 1: Measured Value (dBm) = Reading (dBm) + Factor (dB)
Note 2: Margin (dB) = Measured Value (dBm) – Limit (dBm)

Modulation	BLE (2Mbps)	**Test Freq. (MHz)**	2402
Polarization	Horizontal		

Test By :Ryan Lee Temperature:23 Humidity(%):64

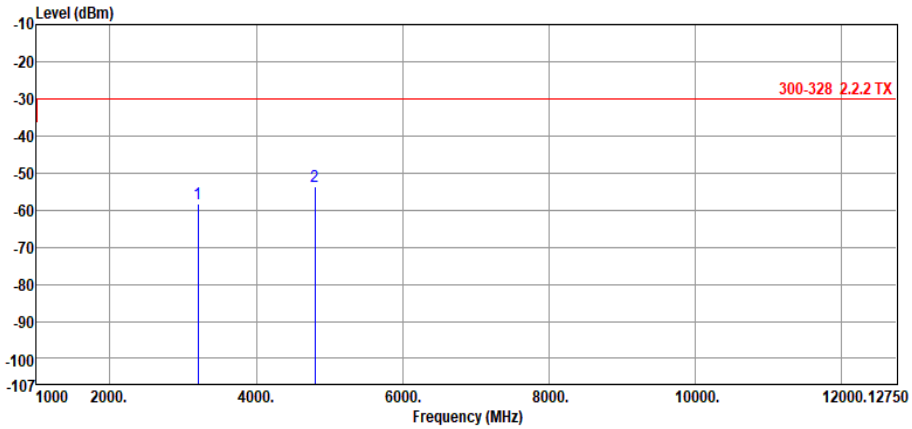

	Freq.	Measured value	Limit	Margin	Factor	Reading
	MHz	dBm	dBm	dB	dB	dBm
1	3203.11	-58.44	-30.00	-28.44	4.69	-63.13
2	4804.86	-53.74	-30.00	-23.74	10.35	-64.09

Note 1: Measured Value (dBm) = Reading (dBm) + Factor (dB)
Note 2: Margin (dB) = Measured Value (dBm) – Limit (dBm)

Modulation	BLE (2Mbps)	**Test Freq. (MHz)**	2402
Polarization	Vertical		

Test By :Ryan Lee Temperature:23 Humidity(%):64

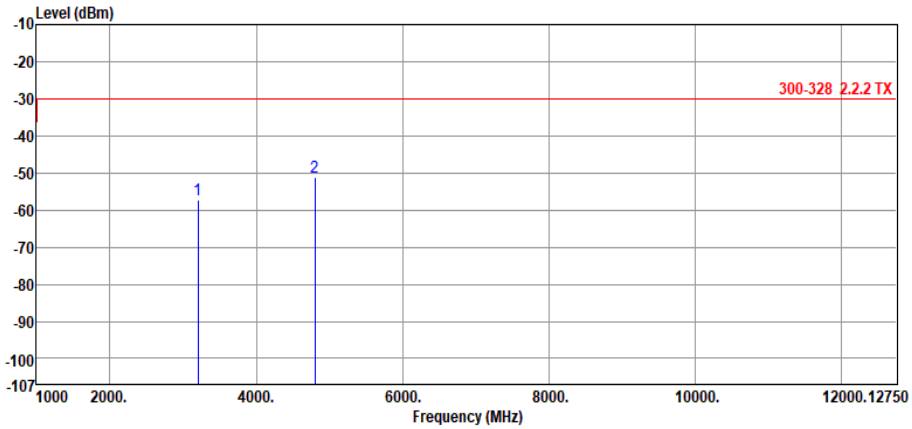

	Freq.	Measured value	Limit	Margin	Factor	Reading
	MHz	dBm	dBm	dB	dB	dBm
1	3202.91	-57.37	-30.00	-27.37	4.43	-61.80
2	4804.36	-51.29	-30.00	-21.29	10.91	-62.20

Note 1: Measured Value (dBm) = Reading (dBm) + Factor (dB)
Note 2: Margin (dB) = Measured Value (dBm) – Limit (dBm)

Modulation	BLE (2Mbps)	**Test Freq. (MHz)**	2480
Polarization	Horizontal		

Test By :Ryan Lee Temperature:23 Humidity(%):64

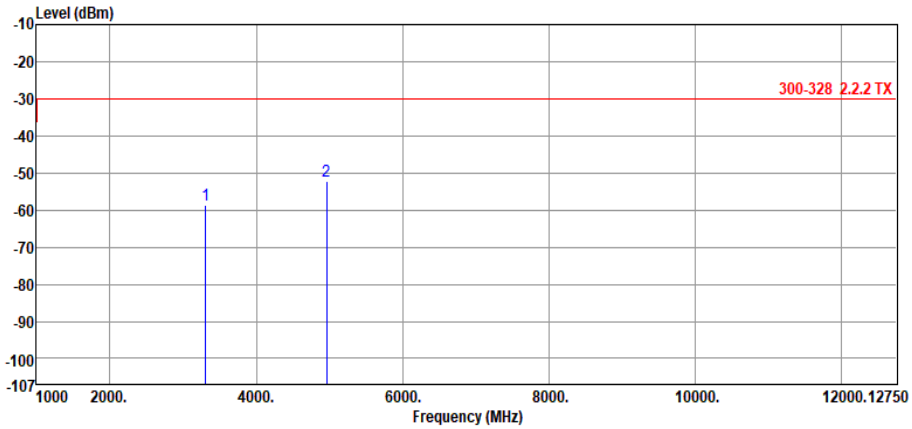

	Freq.	Measured value	Limit	Margin	Factor	Reading
	MHz	dBm	dBm	dB	dB	dBm
1	3307.27	-58.53	-30.00	-28.53	4.10	-62.63
2	4960.35	-52.14	-30.00	-22.14	11.36	-63.50

Note 1: Measured Value (dBm) = Reading (dBm) + Factor (dB)
Note 2: Margin (dB) = Measured Value (dBm) – Limit (dBm)

Modulation	BLE (2Mbps)	**Test Freq. (MHz)**	2480
Polarization	Vertical		

Test By :Ryan Lee Temperature:23 Humidity(%):64

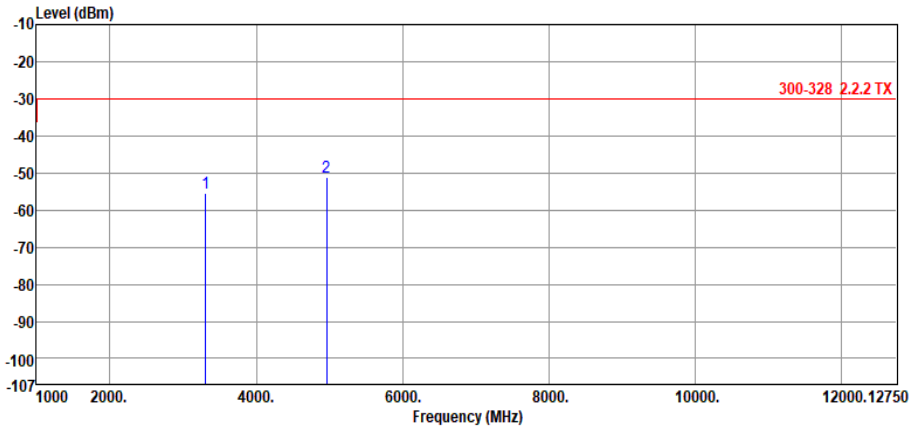

	Freq.	Measured value	Limit	Margin	Factor	Reading
	MHz	dBm	dBm	dB	dB	dBm
1	3306.47	-55.52	-30.00	-25.52	4.06	-59.58
2	4959.50	-51.10	-30.00	-21.10	11.70	-62.80

Note 1: Measured Value (dBm) = Reading (dBm) + Factor (dB)
Note 2: Margin (dB) = Measured Value (dBm) – Limit (dBm)

Emissions (Below 1GHz)

Modulation	BLE (125kbps)	**Test Freq. (MHz)**	2402
Frequency	30M~1GHz		

Test By :Ryan Lee Temperature:23 Humidity(%):64

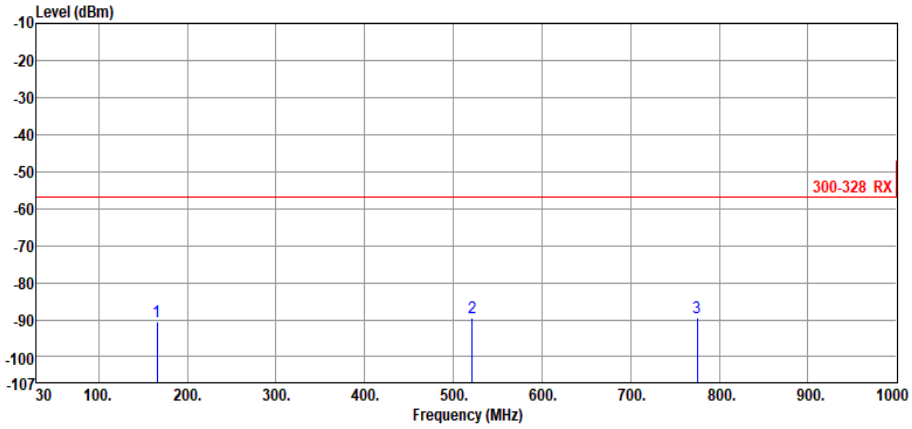

	Freq.	Measured value	Limit	Margin	Factor	Reading
	MHz	dBm	dBm	dB	dB	dBm
1	165.56	-90.54	-57.00	-33.54	0.00	-90.54
2	520.95	-89.59	-57.00	-32.59	0.00	-89.59
3	774.98	-89.47	-57.00	-32.47	0.00	-89.47

Note 1: Measured Value (dBm) = Reading (dBm) + Factor (dB)
Note 2: Margin (dB) = Measured Value (dBm) – Limit (dBm)

Modulation	BLE (125kbps)	**Test Freq. (MHz)**	2480
Frequency	30M~1GHz		

Test By :Ryan Lee Temperature:23 Humidity(%):64

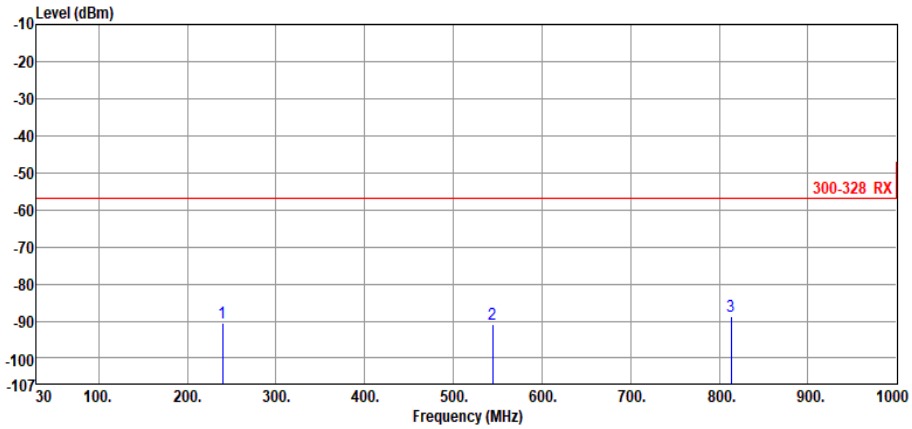

	Freq.	Measured value	Limit	Margin	Factor	Reading
	MHz	dBm	dBm	dB	dB	dBm
1	239.54	-90.47	-57.00	-33.47	0.00	-90.47
2	544.40	-90.85	-57.00	-33.85	0.00	-90.85
3	813.64	-88.85	-57.00	-31.85	0.00	-88.85

Note 1: Measured Value (dBm) = Reading (dBm) + Factor (dB)
Note 2: Margin (dB) = Measured Value (dBm) – Limit (dBm)

Modulation	BLE (500kbps)	**Test Freq. (MHz)**	2402
Frequency	30M~1GHz		

Test By :Ryan Lee Temperature:23 Humidity(%):64

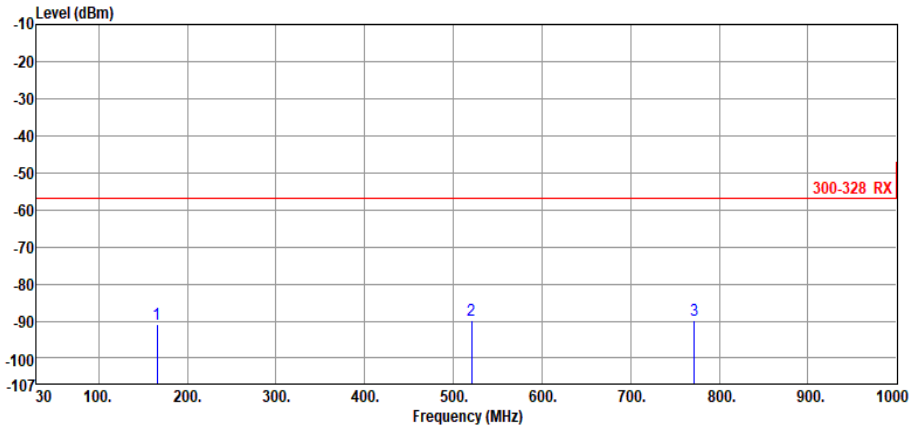

	Freq.	Measured value	Limit	Margin	Factor	Reading
	MHz	dBm	dBm	dB	dB	dBm
1	165.80	-90.90	-57.00	-33.90	0.00	-90.90
2	520.82	-89.71	-57.00	-32.71	0.00	-89.71
3	772.05	-89.78	-57.00	-32.78	0.00	-89.78

Note 1: Measured Value (dBm) = Reading (dBm) + Factor (dB)
Note 2: Margin (dB) = Measured Value (dBm) – Limit (dBm)

Modulation	BLE (500kbps)	**Test Freq. (MHz)**	2480
Frequency	30M~1GHz		

Test By :Ryan Lee Temperature:23 Humidity(%):64

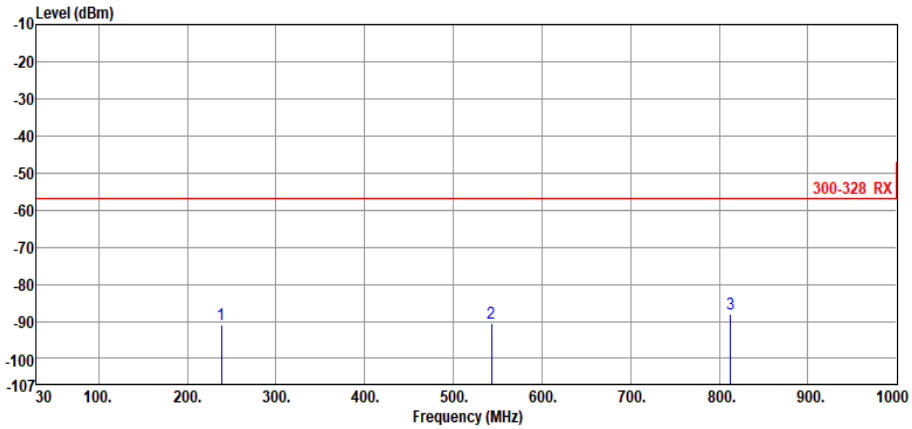

	Freq.	Measured value	Limit	Margin	Factor	Reading
	MHz	dBm	dBm	dB	dB	dBm
1	238.55	-90.76	-57.00	-33.76	0.00	-90.76
2	543.13	-90.41	-57.00	-33.41	0.00	-90.41
3	812.79	-88.09	-57.00	-31.09	0.00	-88.09

Note 1: Measured Value (dBm) = Reading (dBm) + Factor (dB)
Note 2: Margin (dB) = Measured Value (dBm) – Limit (dBm)

Modulation	BLE (1Mbps)	**Test Freq. (MHz)**	2402
Frequency	30M~1GHz		

Test By :Ryan Lee Temperature:23 Humidity(%):64

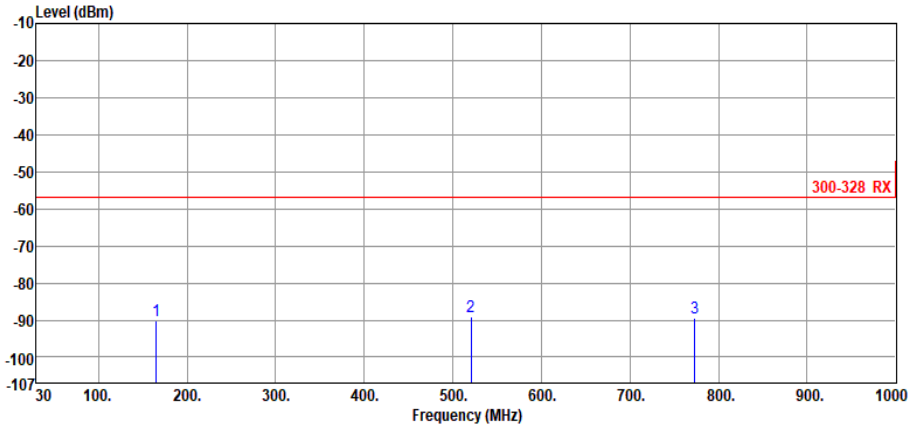

	Freq.	Measured value	Limit	Margin	Factor	Reading
	MHz	dBm	dBm	dB	dB	dBm
1	165.20	-90.23	-57.00	-33.23	0.00	-90.23
2	520.50	-89.25	-57.00	-32.25	0.00	-89.25
3	772.85	-89.51	-57.00	-32.51	0.00	-89.51

Note 1: Measured Value (dBm) = Reading (dBm) + Factor (dB)
Note 2: Margin (dB) = Measured Value (dBm) – Limit (dBm)

Modulation	BLE (1Mbps)	**Test Freq. (MHz)**	2480
Frequency	30M~1GHz		

Test By :Ryan Lee Temperature:23 Humidity(%):64

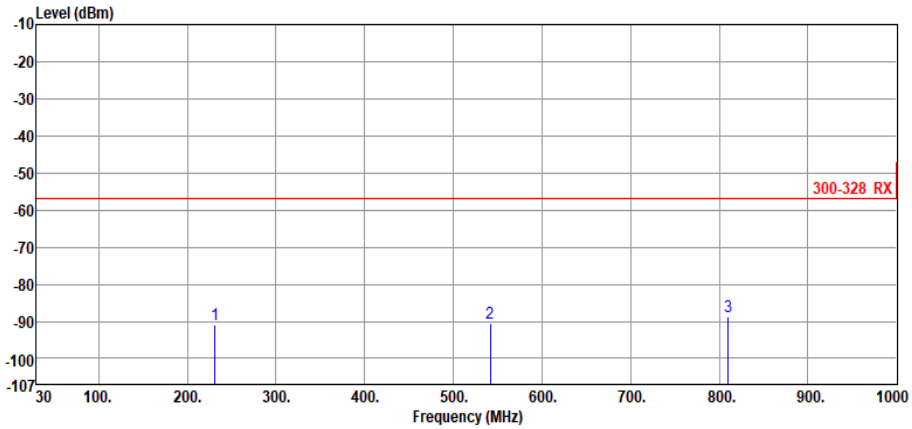

	Freq.	Measured value	Limit	Margin	Factor	Reading
	MHz	dBm	dBm	dB	dB	dBm
1	231.25	-90.90	-57.00	-33.90	0.00	-90.90
2	542.00	-90.59	-57.00	-33.59	0.00	-90.59
3	810.33	-88.59	-57.00	-31.59	0.00	-88.59

Note 1: Measured Value (dBm) = Reading (dBm) + Factor (dB)
Note 2: Margin (dB) = Measured Value (dBm) – Limit (dBm)

Modulation	BLE (2Mbps)	**Test Freq. (MHz)**	2402
Frequency	30M~1GHz		

Test By :Ryan Lee Temperature:23 Humidity(%):64

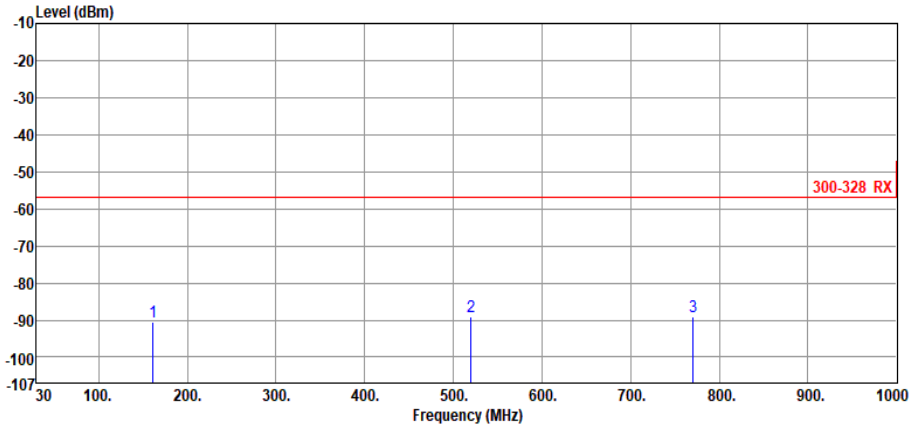

	Freq.	Measured value	Limit	Margin	Factor	Reading
	MHz	dBm	dBm	dB	dB	dBm
1	161.25	-90.43	-57.00	-33.43	0.00	-90.43
2	519.85	-89.15	-57.00	-32.15	0.00	-89.15
3	770.21	-89.25	-57.00	-32.25	0.00	-89.25

Note 1: Measured Value (dBm) = Reading (dBm) + Factor (dB)
Note 2: Margin (dB) = Measured Value (dBm) – Limit (dBm)

Modulation	BLE (2Mbps)	**Test Freq. (MHz)**	2480
Frequency	30M~1GHz		

Test By :Ryan Lee Temperature:23 Humidity(%):64

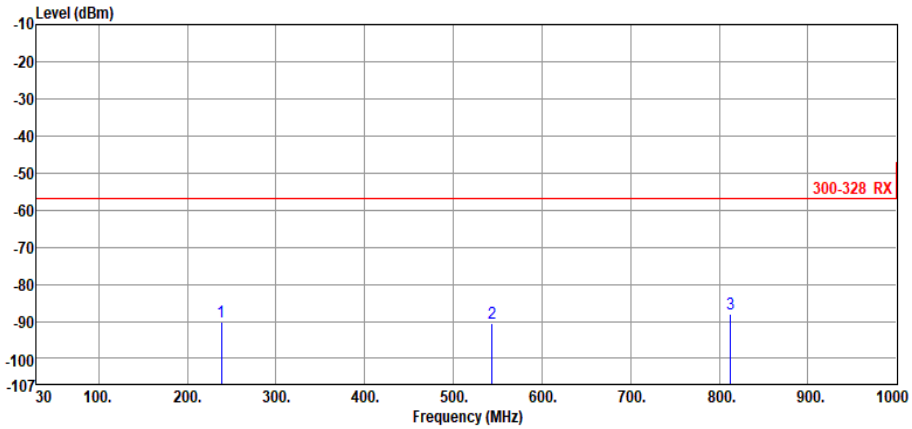

	Freq.	Measured value	Limit	Margin	Factor	Reading
	MHz	dBm	dBm	dB	dB	dBm
1	238.21	-90.35	-57.00	-33.35	0.00	-90.35
2	543.56	-90.57	-57.00	-33.57	0.00	-90.57
3	812.69	-88.12	-57.00	-31.12	0.00	-88.12

Note 1: Measured Value (dBm) = Reading (dBm) + Factor (dB)
Note 2: Margin (dB) = Measured Value (dBm) – Limit (dBm)

Emissions (Above 1GHz)

Modulation	BLE (125kbps)	**Test Freq. (MHz)**	2402
Frequency	1GHz~12.75GHz		

Test By :Ryan Lee Temperature:23 Humidity(%):64

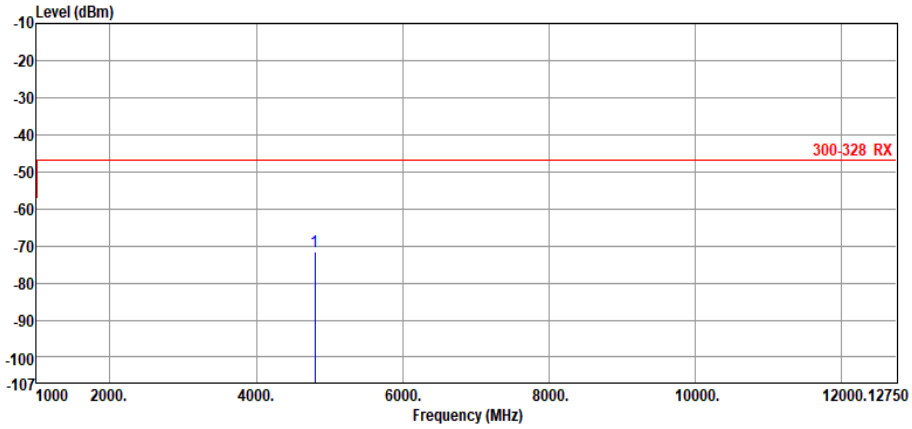

	Freq.	Measured value	Limit	Margin	Factor	Reading
	MHz	dBm	dBm	dB	dB	dBm
1	4804.25	-71.42	-47.00	-24.42	0.00	-71.42

Note 1: Measured Value (dBm) = Reading (dBm) + Factor (dB)
Note 2: Margin (dB) = Measured Value (dBm) – Limit (dBm)

Modulation	BLE (125kbps)	**Test Freq. (MHz)**	2480
Frequency	1GHz~12.75GHz		

Test By :Ryan Lee Temperature:23 Humidity(%):64

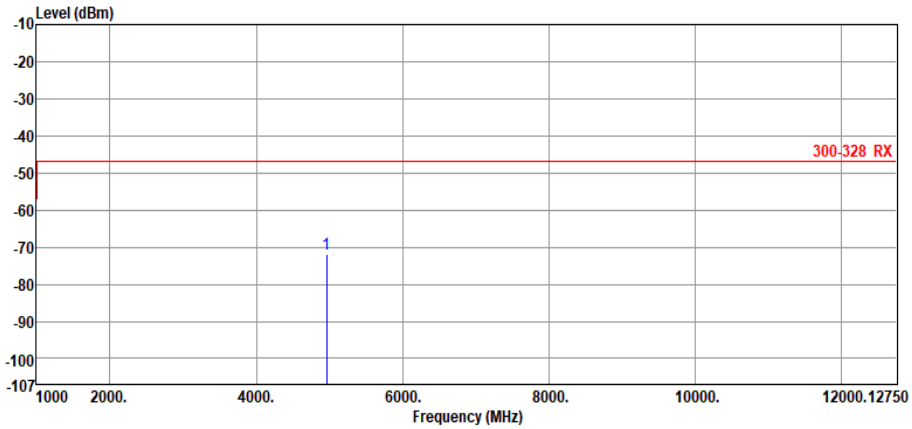

	Freq.	Measured value	Limit	Margin	Factor	Reading
	MHz	dBm	dBm	dB	dB	dBm
1	4959.51	-71.85	-47.00	-24.85	0.00	-71.85

Note 1: Measured Value (dBm) = Reading (dBm) + Factor (dB)
Note 2: Margin (dB) = Measured Value (dBm) – Limit (dBm)

Modulation	BLE (500kbps)	**Test Freq. (MHz)**	2402
Frequency	1GHz~12.75GHz		

Test By :Ryan Lee Temperature:23 Humidity(%):64

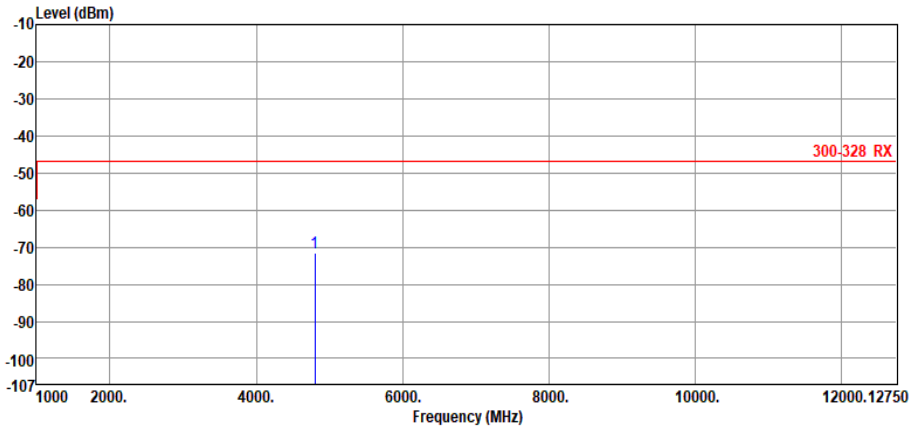

	Freq.	Measured value	Limit	Margin	Factor	Reading
	MHz	dBm	dBm	dB	dB	dBm
1	4804.10	-71.68	-47.00	-24.68	0.00	-71.68

Note 1: Measured Value (dBm) = Reading (dBm) + Factor (dB)
Note 2: Margin (dB) = Measured Value (dBm) – Limit (dBm)

Modulation	BLE (500kbps)	**Test Freq. (MHz)**	2480
Frequency	1GHz~12.75GHz		

Test By :Ryan Lee Temperature:23 Humidity(%):64

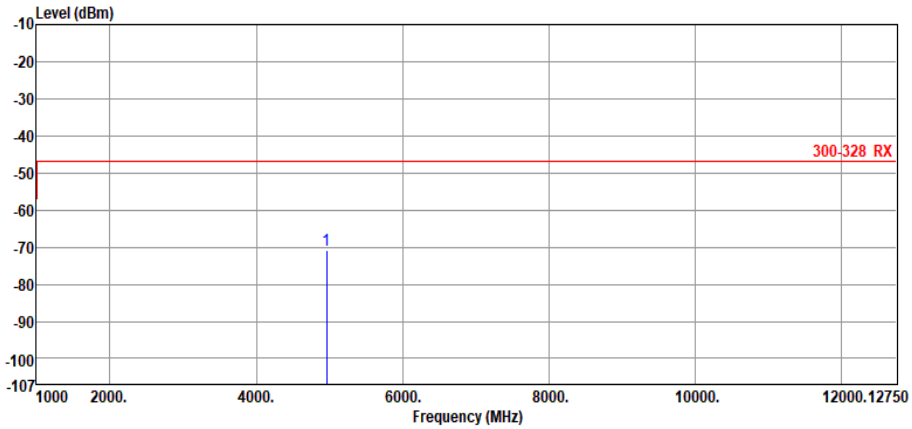

	Freq.	Measured value	Limit	Margin	Factor	Reading
	MHz	dBm	dBm	dB	dB	dBm
1	4959.93	-71.00	-47.00	-24.00	0.00	-71.00

Note 1: Measured Value (dBm) = Reading (dBm) + Factor (dB)
Note 2: Margin (dB) = Measured Value (dBm) – Limit (dBm)

Modulation	BLE (1Mbps)	**Test Freq. (MHz)**	2402
Frequency	1GHz~12.75GHz		

Test By :Ryan Lee Temperature:23 Humidity(%):64

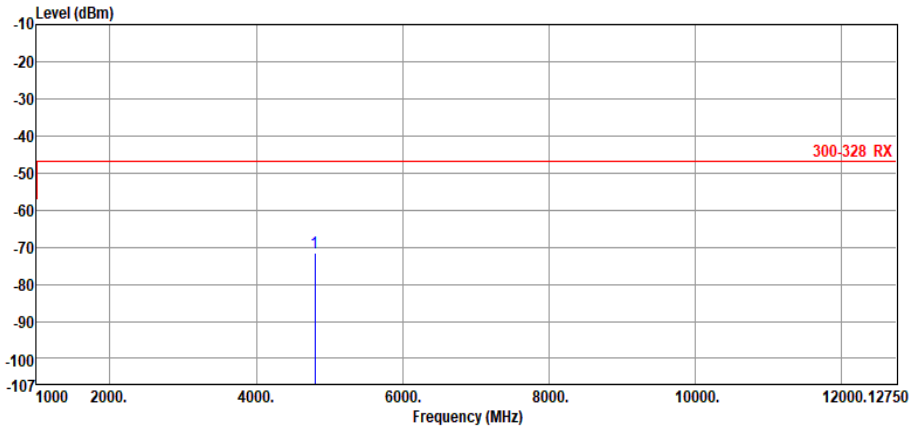

	Freq.	Measured value	Limit	Margin	Factor	Reading
	MHz	dBm	dBm	dB	dB	dBm
1	4804.00	-71.42	-47.00	-24.42	0.00	-71.42

Note 1: Measured Value (dBm) = Reading (dBm) + Factor (dB)
Note 2: Margin (dB) = Measured Value (dBm) – Limit (dBm)

Modulation	BLE (1Mbps)	**Test Freq. (MHz)**	2480
Frequency	1GHz~12.75GHz		

Test By :Ryan Lee Temperature:23 Humidity(%):64

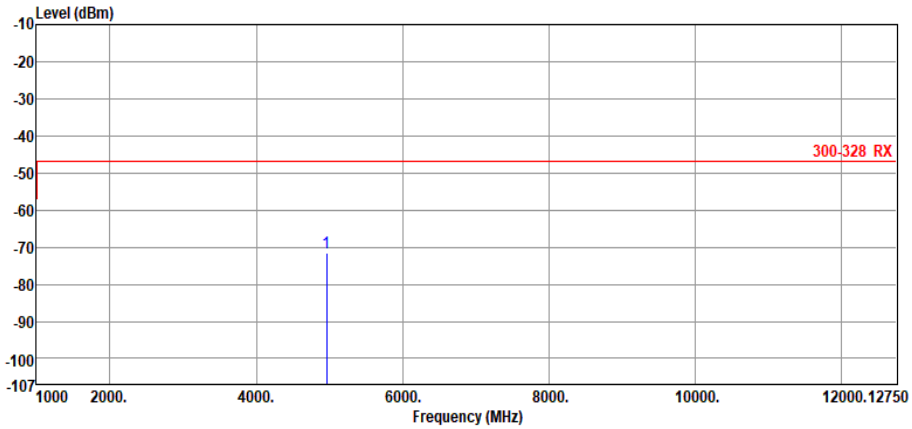

	Freq.	Measured value	Limit	Margin	Factor	Reading
	MHz	dBm	dBm	dB	dB	dBm
1	4959.99	-71.52	-47.00	-24.52	0.00	-71.52

Note 1: Measured Value (dBm) = Reading (dBm) + Factor (dB)
Note 2: Margin (dB) = Measured Value (dBm) – Limit (dBm)

Modulation	BLE (2Mbps)	**Test Freq. (MHz)**	2402
Frequency	1GHz~12.75GHz		

Test By :Ryan Lee Temperature:23 Humidity(%):64

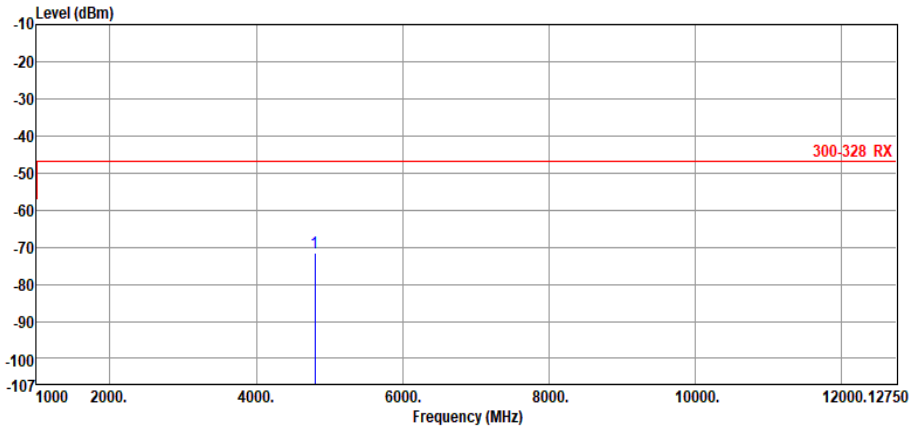

	Freq.	Measured value	Limit	Margin	Factor	Reading
	MHz	dBm	dBm	dB	dB	dBm
1	4804.21	-71.42	-47.00	-24.42	0.00	-71.42

Note 1: Measured Value (dBm) = Reading (dBm) + Factor (dB)
Note 2: Margin (dB) = Measured Value (dBm) – Limit (dBm)

Modulation	BLE (2Mbps)	**Test Freq. (MHz)**	2480
Frequency	1GHz~12.75GHz		

Test By :Ryan Lee Temperature:23 Humidity(%):64

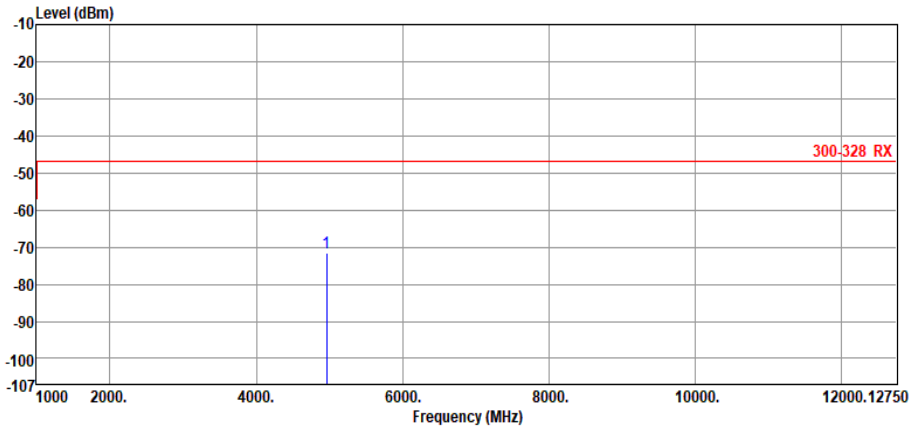

	Freq.	Measured value	Limit	Margin	Factor	Reading
	MHz	dBm	dBm	dB	dB	dBm
1	4959.25	-71.41	-47.00	-24.41	0.00	-71.41

Note 1: Measured Value (dBm) = Reading (dBm) + Factor (dB)
Note 2: Margin (dB) = Measured Value (dBm) – Limit (dBm)

Emissions (Below 1GHz)

Modulation	BLE (125kbps)	**Test Freq. (MHz)**	2402
Polarization	Horizontal		

Test By :Ryan Lee Temperature:23 Humidity(%):64

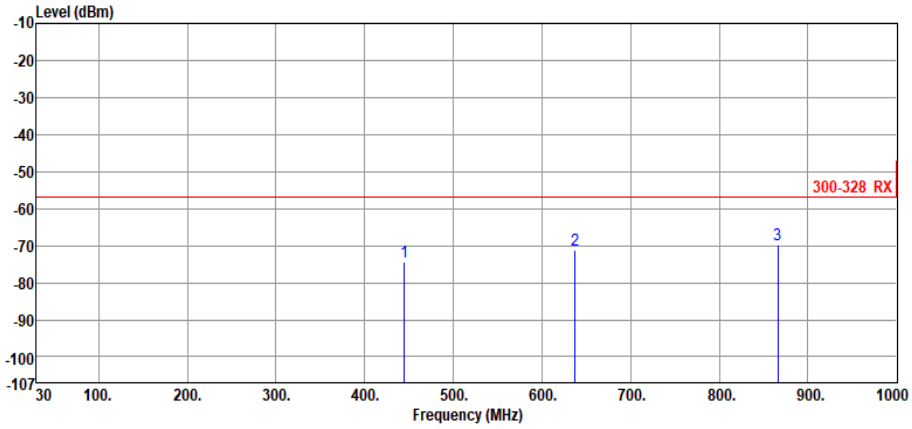

	Freq.	Measured value	Limit	Margin	Factor	Reading
	MHz	dBm	dBm	dB	dB	dBm
1	445.00	-74.33	-57.00	-17.33	1.60	-75.93
2	637.20	-71.30	-57.00	-14.30	5.07	-76.37
3	866.45	-69.89	-57.00	-12.89	9.09	-78.98

Note 1: Measured Value (dBm) = Reading (dBm) + Factor (dB)
Note 2: Margin (dB) = Measured Value (dBm) – Limit (dBm)

Modulation	BLE (125kbps)	Test Freq. (MHz)	2402
Polarization	Vertical		

Test By :Ryan Lee Temperature:23 Humidity(%):64

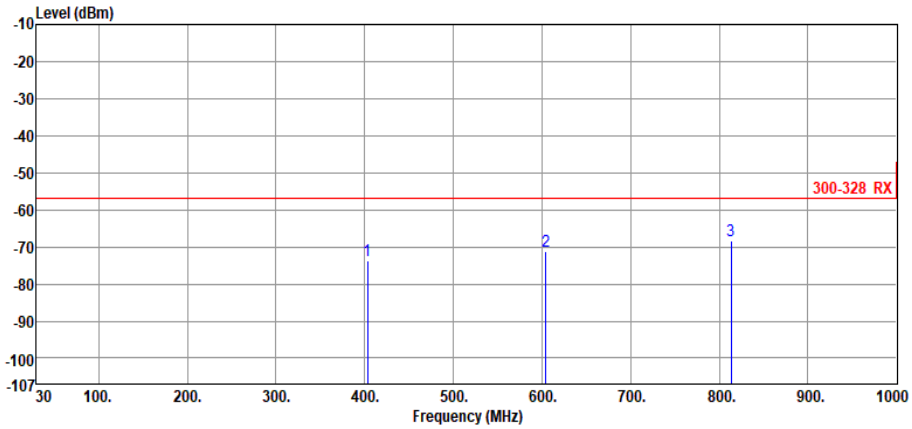

	Freq.	Measured value	Limit	Margin	Factor	Reading
	MHz	dBm	dBm	dB	dB	dBm
1	403.15	-73.77	-57.00	-16.77	0.41	-74.18
2	604.51	-71.33	-57.00	-14.33	5.25	-76.58
3	813.42	-68.24	-57.00	-11.24	8.52	-76.76

Note 1: Measured Value (dBm) = Reading (dBm) + Factor (dB)
Note 2: Margin (dB) = Measured Value (dBm) – Limit (dBm)

Modulation	BLE (125kbps)	**Test Freq. (MHz)**	2480
Polarization	Horizontal		

Test By :Ryan Lee Temperature:23 Humidity(%):64

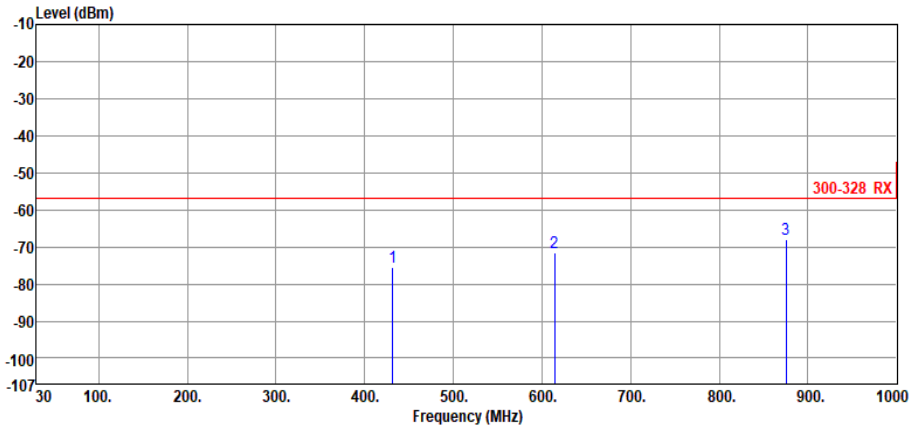

	Freq.	Measured value	Limit	Margin	Factor	Reading
	MHz	dBm	dBm	dB	dB	dBm
1	431.59	-75.68	-57.00	-18.68	1.43	-77.11
2	614.44	-71.66	-57.00	-14.66	5.11	-76.77
3	875.25	-68.13	-57.00	-11.13	9.24	-77.37

Note 1: Measured Value (dBm) = Reading (dBm) + Factor (dB)
Note 2: Margin (dB) = Measured Value (dBm) – Limit (dBm)

Modulation	BLE (125kbps)	**Test Freq. (MHz)**	2480
Polarization	Vertical		

Test By :Ryan Lee Temperature:23 Humidity(%):64

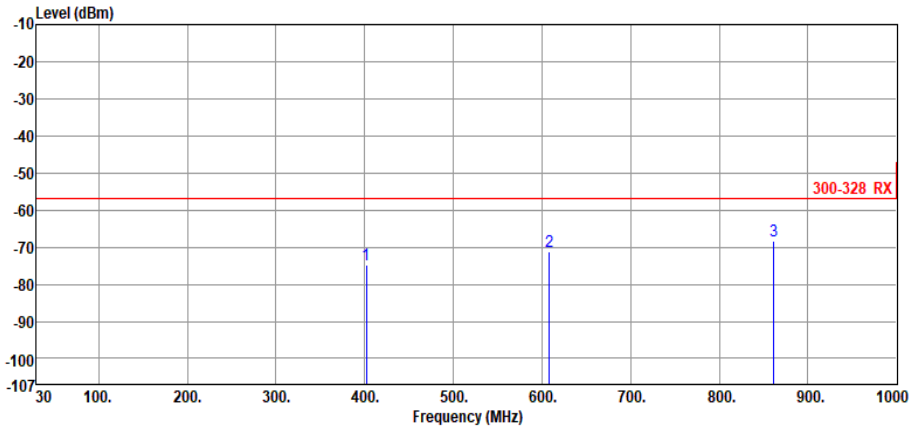

	Freq.	Measured value	Limit	Margin	Factor	Reading
	MHz	dBm	dBm	dB	dB	dBm
1	401.88	-74.77	-57.00	-17.77	0.36	-75.13
2	608.60	-71.30	-57.00	-14.30	5.23	-76.53
3	861.20	-68.40	-57.00	-11.40	9.04	-77.44

Note 1: Measured Value (dBm) = Reading (dBm) + Factor (dB)
Note 2: Margin (dB) = Measured Value (dBm) – Limit (dBm)

Modulation	BLE (500kbps)	**Test Freq. (MHz)**	2402
Polarization	Horizontal		

Test By :Ryan Lee Temperature:23 Humidity(%):64

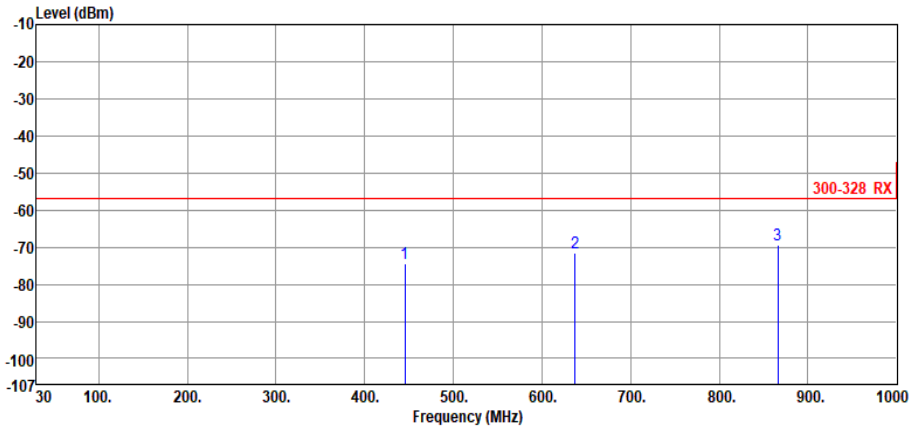

	Freq.	Measured value	Limit	Margin	Factor	Reading
	MHz	dBm	dBm	dB	dB	dBm
1	445.75	-74.51	-57.00	-17.51	1.58	-76.09
2	637.24	-71.39	-57.00	-14.39	5.07	-76.46
3	866.45	-69.33	-57.00	-12.33	9.09	-78.42

Note 1: Measured Value (dBm) = Reading (dBm) + Factor (dB)
Note 2: Margin (dB) = Measured Value (dBm) – Limit (dBm)

Modulation	BLE (500kbps)	Test Freq. (MHz)	2402
Polarization	Vertical		

Test By :Ryan Lee Temperature:23 Humidity(%):64

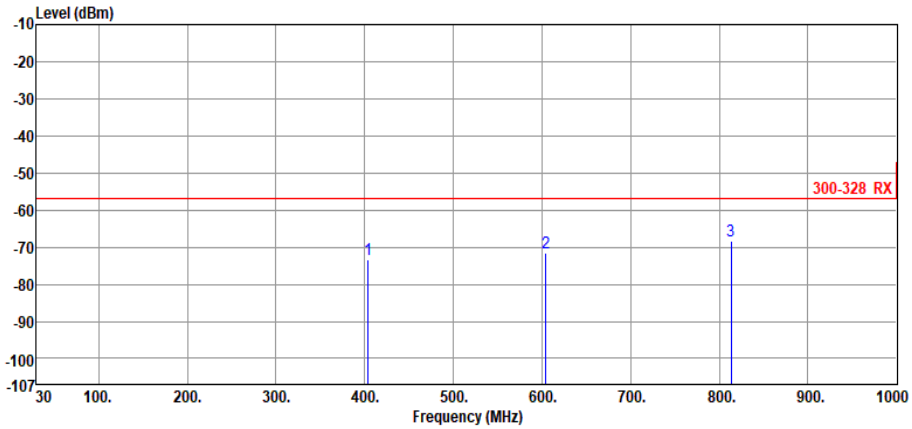

	Freq.	Measured value	Limit	Margin	Factor	Reading
	MHz	dBm	dBm	dB	dB	dBm
1	403.66	-73.22	-57.00	-16.22	0.42	-73.64
2	604.33	-71.44	-57.00	-14.44	5.25	-76.69
3	813.10	-68.32	-57.00	-11.32	8.49	-76.81

Note 1: Measured Value (dBm) = Reading (dBm) + Factor (dB)
Note 2: Margin (dB) = Measured Value (dBm) – Limit (dBm)

Modulation	BLE (500kbps)	**Test Freq. (MHz)**	2480
Polarization	Horizontal		

Test By :Ryan Lee Temperature:23 Humidity(%):64

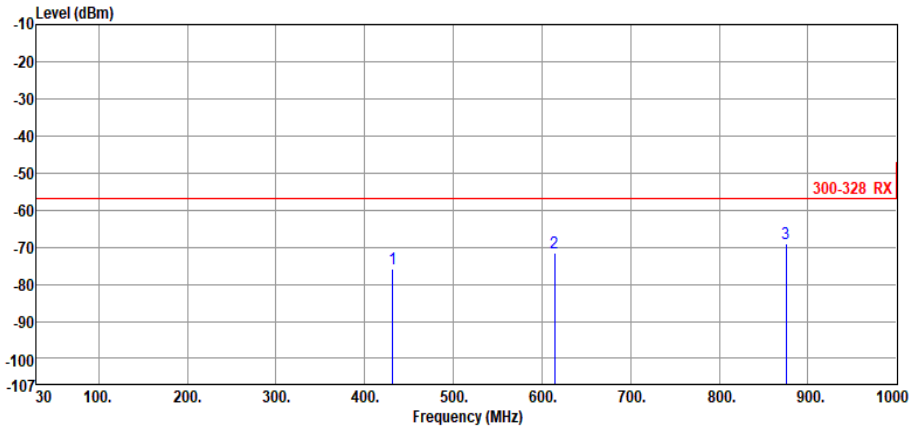

	Freq.	Measured value	Limit	Margin	Factor	Reading
	MHz	dBm	dBm	dB	dB	dBm
1	431.33	-75.78	-57.00	-18.78	1.42	-77.20
2	614.43	-71.52	-57.00	-14.52	5.11	-76.63
3	875.61	-68.98	-57.00	-11.98	9.24	-78.22

Note 1: Measured Value (dBm) = Reading (dBm) + Factor (dB)
Note 2: Margin (dB) = Measured Value (dBm) – Limit (dBm)

Modulation	BLE (500kbps)	**Test Freq. (MHz)**	2480
Polarization	Vertical		

Test By :Ryan Lee Temperature:23 Humidity(%):64

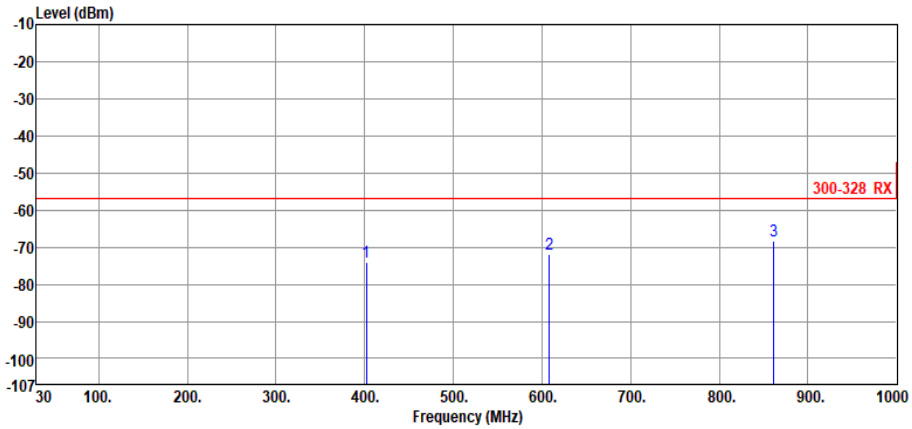

	Freq.	Measured value	Limit	Margin	Factor	Reading
	MHz	dBm	dBm	dB	dB	dBm
1	401.73	-74.09	-57.00	-17.09	0.36	-74.45
2	608.13	-71.81	-57.00	-14.81	5.23	-77.04
3	861.27	-68.34	-57.00	-11.34	9.04	-77.38

Note 1: Measured Value (dBm) = Reading (dBm) + Factor (dB)
Note 2: Margin (dB) = Measured Value (dBm) – Limit (dBm)

Modulation	BLE (1Mbps)	**Test Freq. (MHz)**	2402
Polarization	Horizontal		

Test By :Ryan Lee Temperature:23 Humidity(%):64

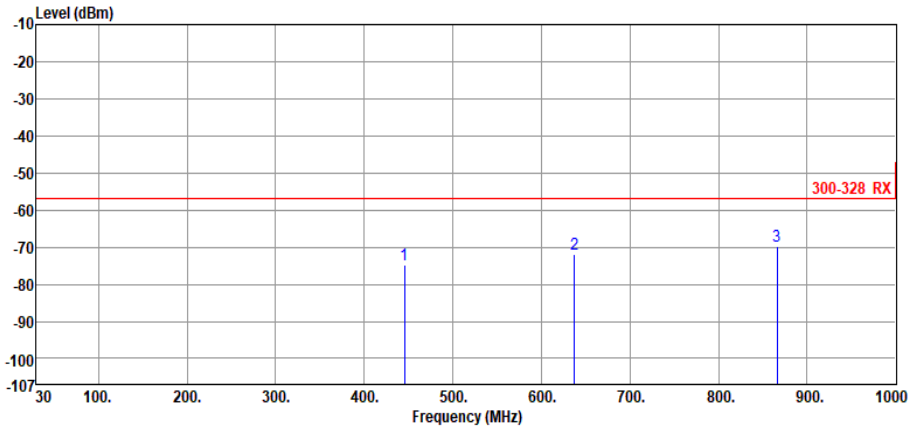

	Freq.	Measured value	Limit	Margin	Factor	Reading
	MHz	dBm	dBm	dB	dB	dBm
1	445.16	-74.71	-57.00	-17.71	1.59	-76.30
2	637.22	-71.82	-57.00	-14.82	5.07	-76.89
3	866.14	-69.64	-57.00	-12.64	9.09	-78.73

Note 1: Measured Value (dBm) = Reading (dBm) + Factor (dB)
Note 2: Margin (dB) = Measured Value (dBm) – Limit (dBm)

Modulation	BLE (1Mbps)	**Test Freq. (MHz)**	2402
Polarization	Vertical		

Test By :Ryan Lee Temperature:23 Humidity(%):64

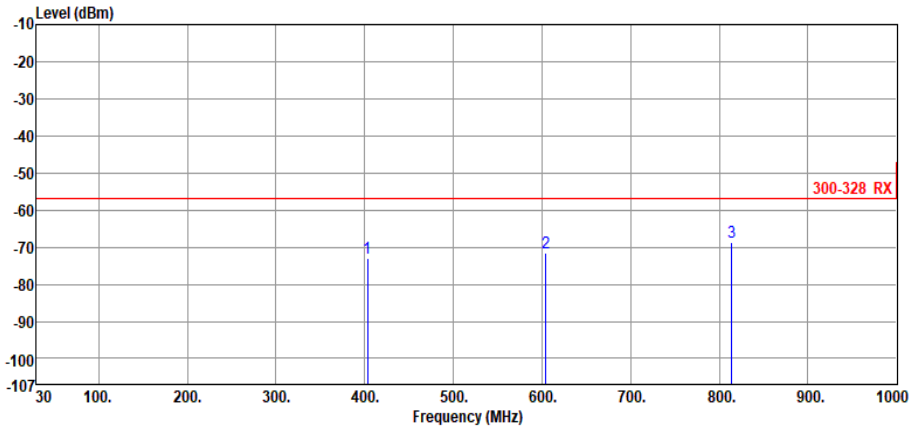

	Freq.	Measured value	Limit	Margin	Factor	Reading
	MHz	dBm	dBm	dB	dB	dBm
1	403.45	-73.12	-57.00	-16.12	0.42	-73.54
2	604.24	-71.65	-57.00	-14.65	5.25	-76.90
3	813.76	-68.84	-57.00	-11.84	8.54	-77.38

Note 1: Measured Value (dBm) = Reading (dBm) + Factor (dB)
Note 2: Margin (dB) = Measured Value (dBm) – Limit (dBm)

Modulation	BLE (1Mbps)	**Test Freq. (MHz)**	2480
Polarization	Horizontal		

Test By :Ryan Lee Temperature:23 Humidity(%):64

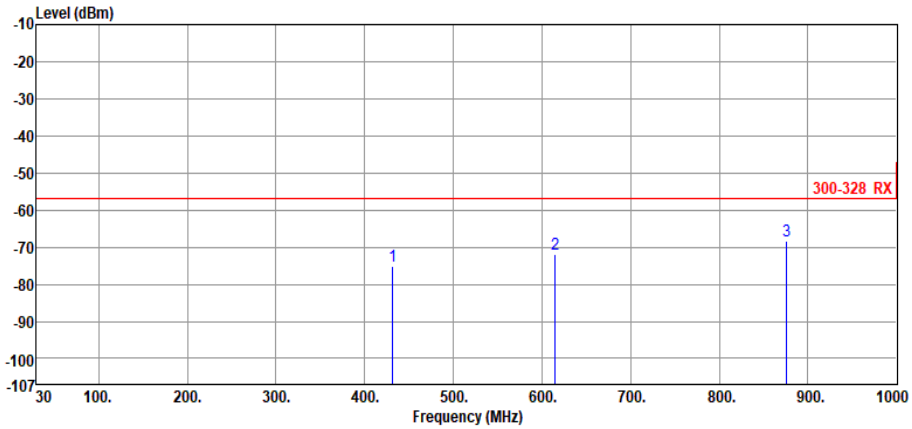

	Freq.	Measured value	Limit	Margin	Factor	Reading
	MHz	dBm	dBm	dB	dB	dBm
1	431.58	-75.30	-57.00	-18.30	1.43	-76.73
2	614.91	-71.83	-57.00	-14.83	5.10	-76.93
3	875.84	-68.49	-57.00	-11.49	9.25	-77.74

Note 1: Measured Value (dBm) = Reading (dBm) + Factor (dB)
Note 2: Margin (dB) = Measured Value (dBm) – Limit (dBm)

Modulation	BLE (1Mbps)	**Test Freq. (MHz)**	2480
Polarization	Vertical		

Test By :Ryan Lee Temperature:23 Humidity(%):64

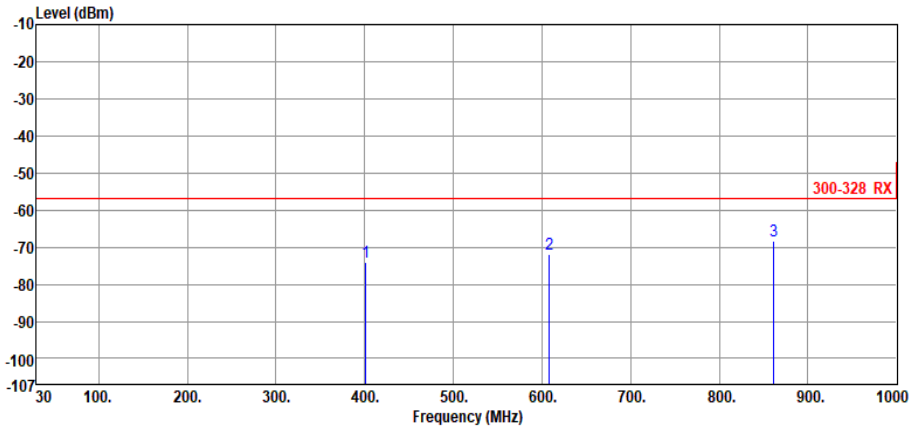

	Freq.	Measured value	Limit	Margin	Factor	Reading
	MHz	dBm	dBm	dB	dB	dBm
1	401.51	-74.07	-57.00	-17.07	0.35	-74.42
2	608.12	-71.80	-57.00	-14.80	5.23	-77.03
3	861.29	-68.41	-57.00	-11.41	9.04	-77.45

Note 1: Measured Value (dBm) = Reading (dBm) + Factor (dB)
Note 2: Margin (dB) = Measured Value (dBm) – Limit (dBm)

Modulation	BLE (2Mbps)	**Test Freq. (MHz)**	2402
Polarization	Horizontal		

Test By :Ryan Lee Temperature:23 Humidity(%):64

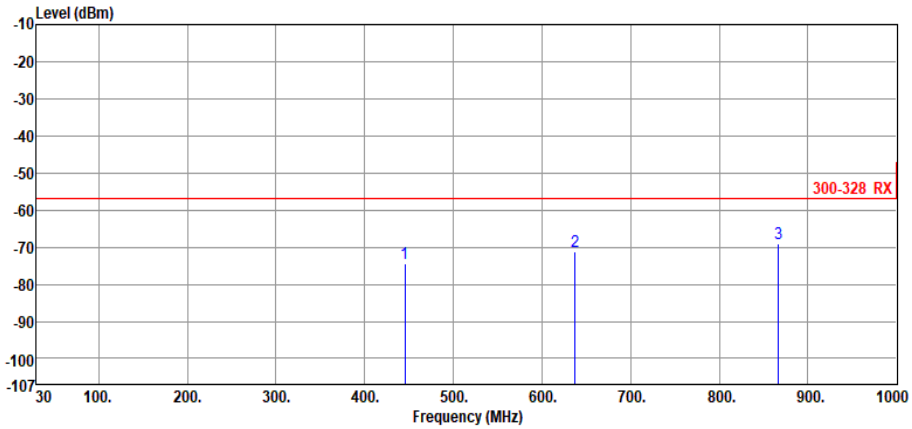

	Freq.	Measured value	Limit	Margin	Factor	Reading
	MHz	dBm	dBm	dB	dB	dBm
1	445.33	-74.42	-57.00	-17.42	1.59	-76.01
2	637.44	-71.22	-57.00	-14.22	5.07	-76.29
3	866.63	-69.14	-57.00	-12.14	9.10	-78.24

Note 1: Measured Value (dBm) = Reading (dBm) + Factor (dB)
Note 2: Margin (dB) = Measured Value (dBm) – Limit (dBm)

Modulation	BLE (2Mbps)	**Test Freq. (MHz)**	2402
Polarization	Vertical		

Test By :Ryan Lee Temperature:23 Humidity(%):64

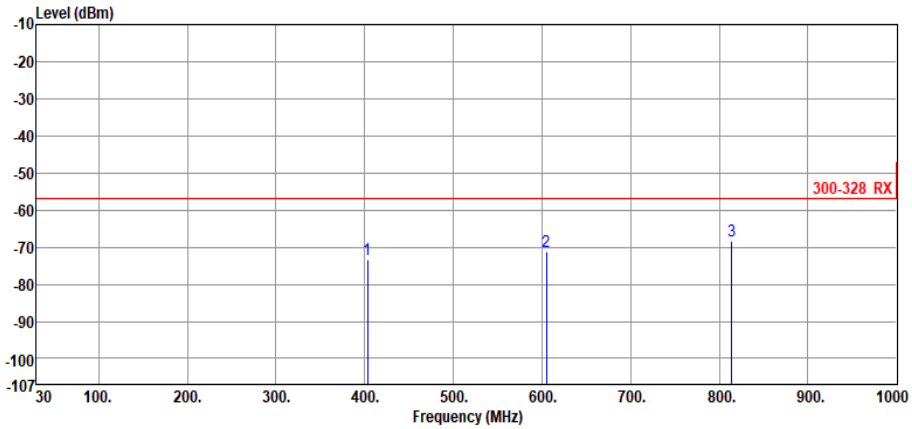

	Freq.	Measured value	Limit	Margin	Factor	Reading
	MHz	dBm	dBm	dB	dB	dBm
1	403.33	-73.43	-57.00	-16.43	0.41	-73.84
2	604.98	-71.33	-57.00	-14.33	5.25	-76.58
3	813.77	-68.22	-57.00	-11.22	8.54	-76.76

Note 1: Measured Value (dBm) = Reading (dBm) + Factor (dB)
Note 2: Margin (dB) = Measured Value (dBm) – Limit (dBm)

Modulation	BLE (2Mbps)	**Test Freq. (MHz)**	2480
Polarization	Horizontal		

Test By :Ryan Lee Temperature:23 Humidity(%):64

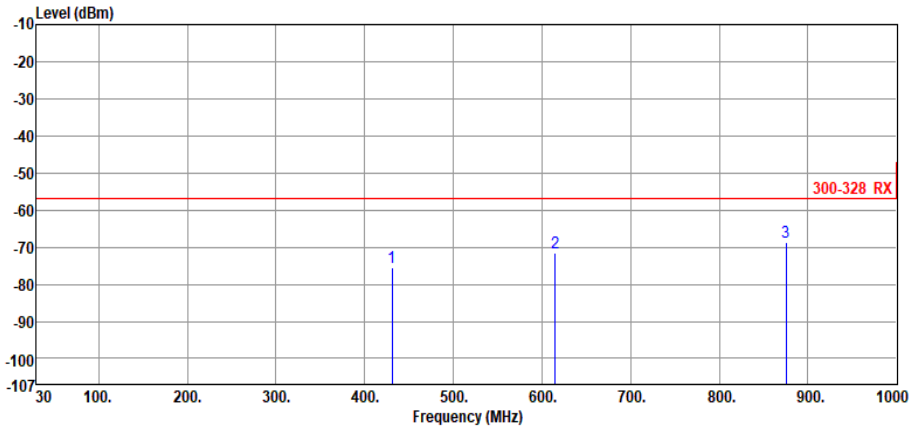

	Freq.	Measured value	Limit	Margin	Factor	Reading
	MHz	dBm	dBm	dB	dB	dBm
1	431.22	-75.44	-57.00	-18.44	1.42	-76.86
2	614.88	-71.46	-57.00	-14.46	5.10	-76.56
3	875.20	-68.68	-57.00	-11.68	9.24	-77.92

Note 1: Measured Value (dBm) = Reading (dBm) + Factor (dB)
Note 2: Margin (dB) = Measured Value (dBm) – Limit (dBm)

Modulation	BLE (2Mbps)	**Test Freq. (MHz)**	2480
Polarization	Vertical		

Test By :Ryan Lee Temperature:23 Humidity(%):64

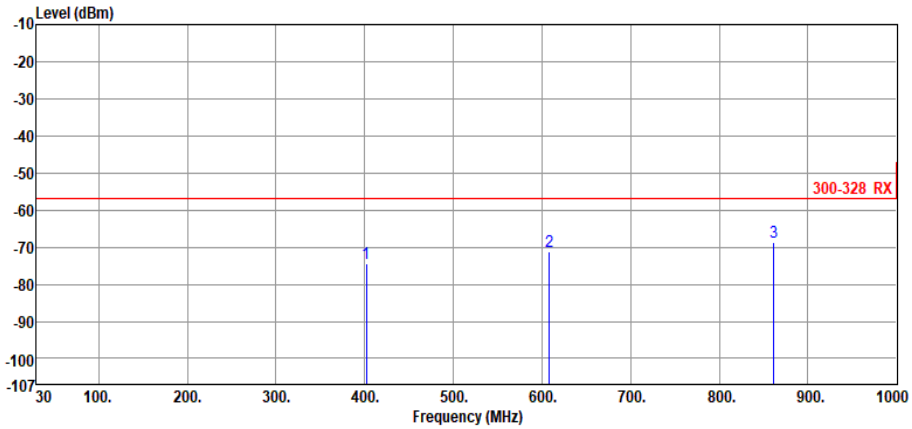

	Freq.	Measured value	Limit	Margin	Factor	Reading
	MHz	dBm	dBm	dB	dB	dBm
1	401.67	-74.25	-57.00	-17.25	0.35	-74.60
2	608.31	-71.04	-57.00	-14.04	5.23	-76.27
3	861.64	-68.75	-57.00	-11.75	9.06	-77.81

Note 1: Measured Value (dBm) = Reading (dBm) + Factor (dB)
Note 2: Margin (dB) = Measured Value (dBm) – Limit (dBm)

Emissions (Above 1GHz)

Modulation	BLE (125kbps)	**Test Freq. (MHz)**	2402
Polarization	Horizontal		

Test By :Ryan Lee Temperature:23 Humidity(%):64

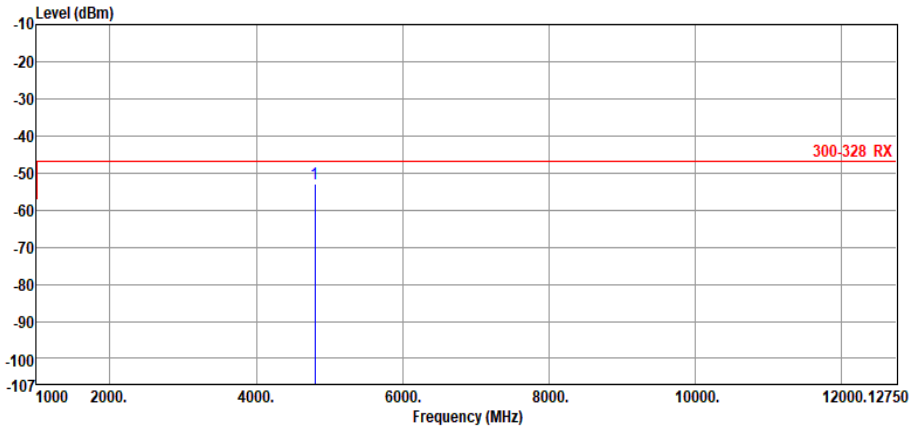

	Freq.	Measured value	Limit	Margin	Factor	Reading
	MHz	dBm	dBm	dB	dB	dBm
1	4804.89	-53.11	-47.00	-6.11	10.35	-63.46

Note 1: Measured Value (dBm) = Reading (dBm) + Factor (dB)
Note 2: Margin (dB) = Measured Value (dBm) – Limit (dBm)

Modulation	BLE (125kbps)	**Test Freq. (MHz)**	2402
Polarization	Vertical		

Test By :Ryan Lee Temperature:23 Humidity(%):64

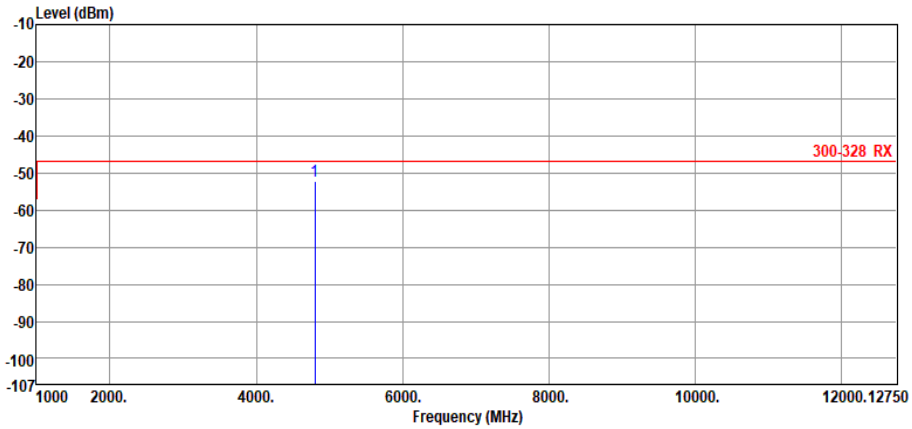

	Freq.	Measured value	Limit	Margin	Factor	Reading
	MHz	dBm	dBm	dB	dB	dBm
1	4804.10	-52.30	-47.00	-5.30	10.91	-63.21

Note 1: Measured Value (dBm) = Reading (dBm) + Factor (dB)
Note 2: Margin (dB) = Measured Value (dBm) – Limit (dBm)

Modulation	BLE (125kbps)	**Test Freq. (MHz)**	2480
Polarization	Horizontal		

Test By :Ryan Lee Temperature:23 Humidity(%):64

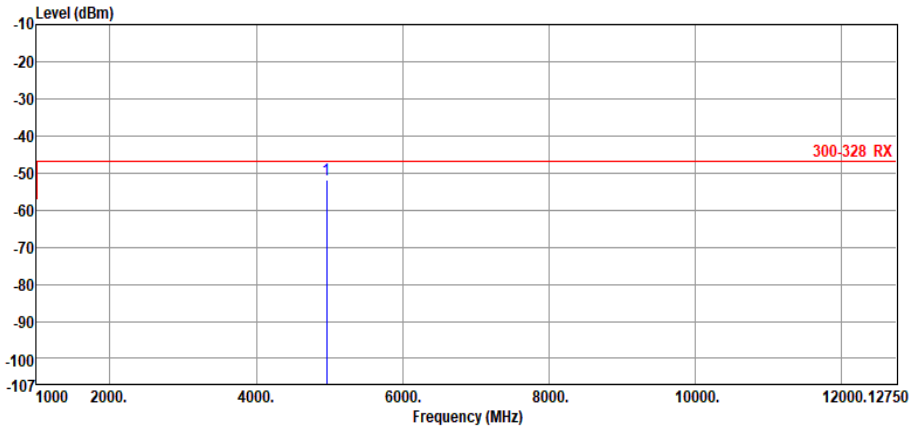

	Freq.	Measured value	Limit	Margin	Factor	Reading
	MHz	dBm	dBm	dB	dB	dBm
1	4959.30	-51.90	-47.00	-4.90	11.35	-63.25

Note 1: Measured Value (dBm) = Reading (dBm) + Factor (dB)
Note 2: Margin (dB) = Measured Value (dBm) – Limit (dBm)

Modulation	BLE (125kbps)	**Test Freq. (MHz)**	2480
Polarization	Vertical		

Test By :Ryan Lee Temperature:23 Humidity(%):64

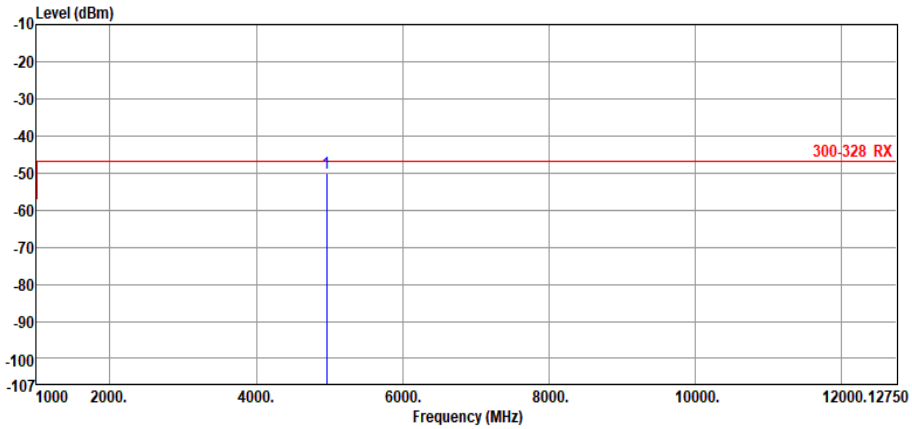

	Freq.	Measured value	Limit	Margin	Factor	Reading
	MHz	dBm	dBm	dB	dB	dBm
1	4959.12	-50.02	-47.00	-3.02	11.70	-61.72

Note 1: Measured Value (dBm) = Reading (dBm) + Factor (dB)
Note 2: Margin (dB) = Measured Value (dBm) – Limit (dBm)

Modulation	BLE (500kbps)	**Test Freq. (MHz)**	2402
Polarization	Horizontal		

Test By :Ryan Lee Temperature:23 Humidity(%):64

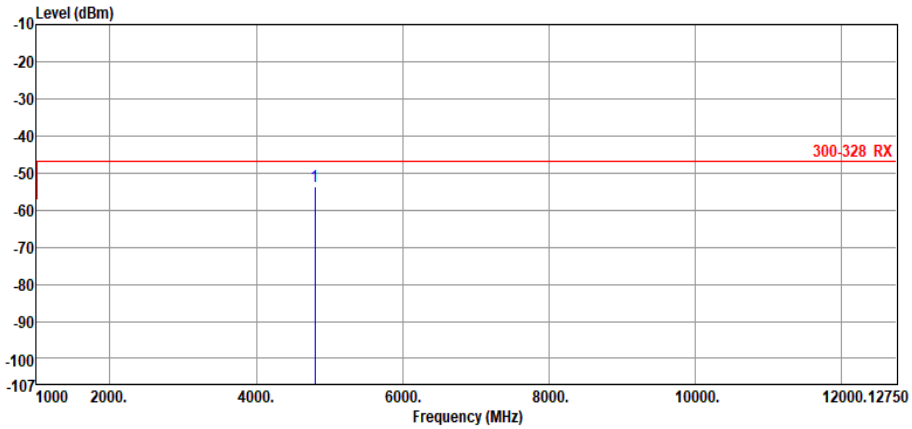

	Freq.	Measured value	Limit	Margin	Factor	Reading
	MHz	dBm	dBm	dB	dB	dBm
1	4804.45	-53.55	-47.00	-6.55	10.34	-63.89

Note 1: Measured Value (dBm) = Reading (dBm) + Factor (dB)
Note 2: Margin (dB) = Measured Value (dBm) – Limit (dBm)

Modulation	BLE (500kbps)	**Test Freq. (MHz)**	2402
Polarization	Vertical		

Test By :Ryan Lee Temperature:23 Humidity(%):64

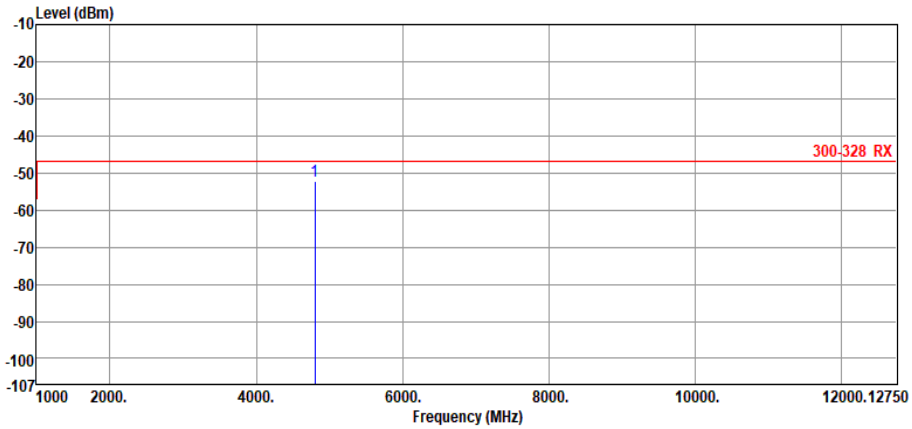

	Freq.	Measured value	Limit	Margin	Factor	Reading
	MHz	dBm	dBm	dB	dB	dBm
1	4804.88	-52.33	-47.00	-5.33	10.91	-63.24

Note 1: Measured Value (dBm) = Reading (dBm) + Factor (dB)
Note 2: Margin (dB) = Measured Value (dBm) – Limit (dBm)

Modulation	BLE (500kbps)	**Test Freq. (MHz)**	2480
Polarization	Horizontal		

Test By :Ryan Lee Temperature:23 Humidity(%):64

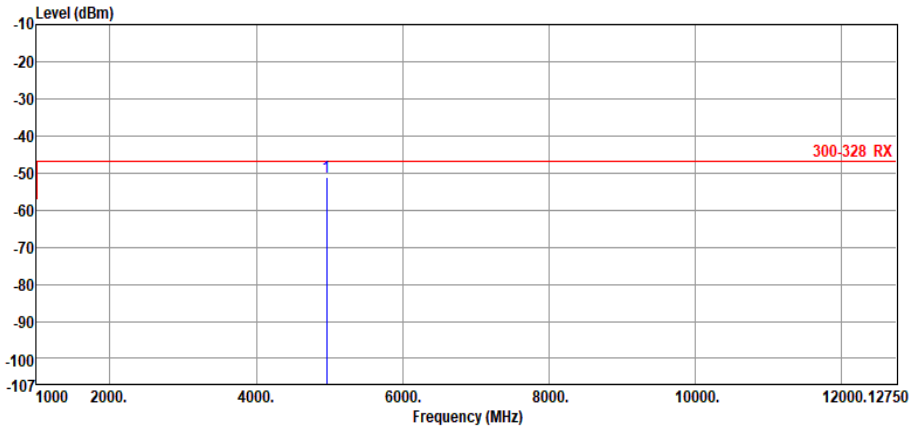

	Freq.	Measured value	Limit	Margin	Factor	Reading
	MHz	dBm	dBm	dB	dB	dBm
1	4959.44	-51.22	-47.00	-4.22	11.35	-62.57

Note 1: Measured Value (dBm) = Reading (dBm) + Factor (dB)
Note 2: Margin (dB) = Measured Value (dBm) – Limit (dBm)

Modulation	BLE (500kbps)	**Test Freq. (MHz)**	2480
Polarization	Vertical		

Test By :Ryan Lee Temperature:23 Humidity(%):64

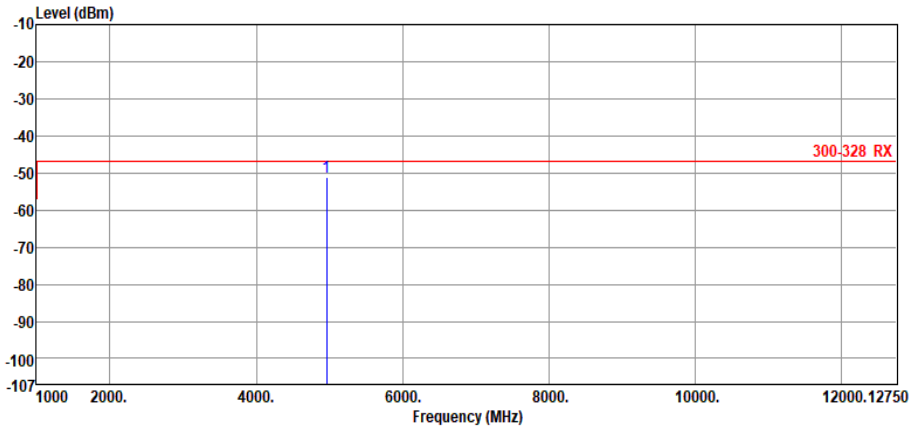

	Freq.	Measured value	Limit	Margin	Factor	Reading
	MHz	dBm	dBm	dB	dB	dBm
1	4959.65	-50.99	-47.00	-3.99	11.70	-62.69

Note 1: Measured Value (dBm) = Reading (dBm) + Factor (dB)
Note 2: Margin (dB) = Measured Value (dBm) – Limit (dBm)

Modulation	BLE (1Mbps)	**Test Freq. (MHz)**	2402
Polarization	Horizontal		

Test By :Ryan Lee Temperature:23 Humidity(%):64

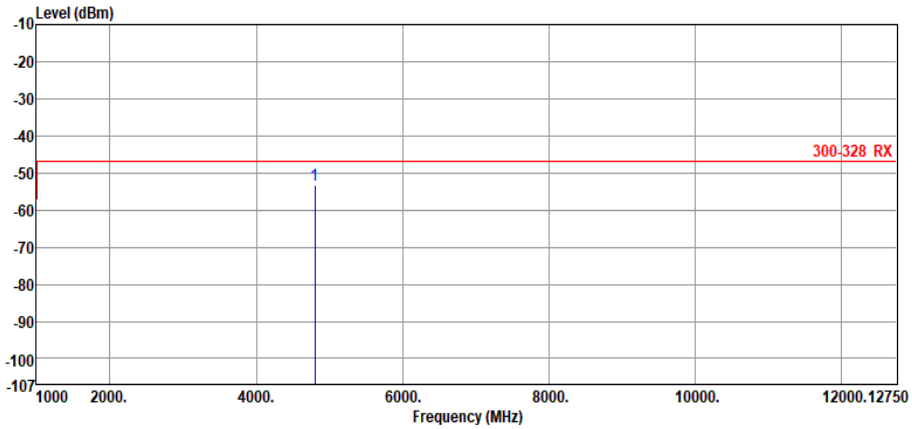

	Freq.	Measured value	Limit	Margin	Factor	Reading
	MHz	dBm	dBm	dB	dB	dBm
1	4804.42	-53.49	-47.00	-6.49	10.34	-63.83

Note 1: Measured Value (dBm) = Reading (dBm) + Factor (dB)
Note 2: Margin (dB) = Measured Value (dBm) – Limit (dBm)

Modulation	BLE (1Mbps)	**Test Freq. (MHz)**	2402
Polarization	Vertical		

Test By :Ryan Lee Temperature:23 Humidity(%):64

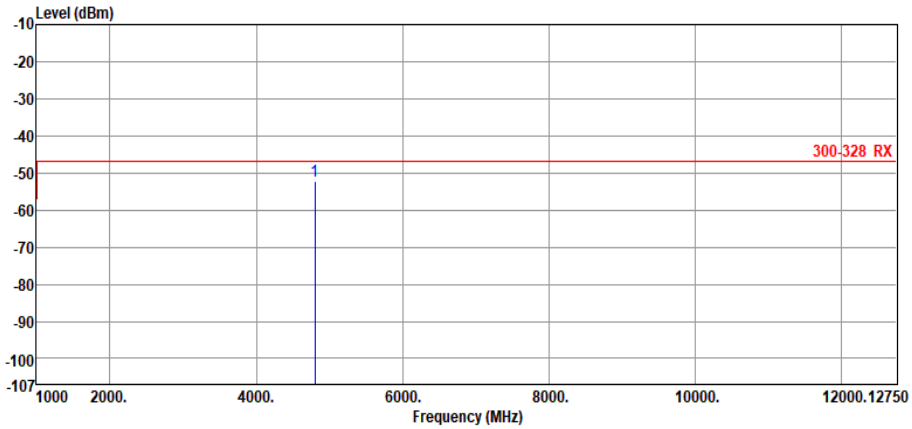

	Freq.	Measured value	Limit	Margin	Factor	Reading
	MHz	dBm	dBm	dB	dB	dBm
1	4804.70	-52.35	-47.00	-5.35	10.91	-63.26

Note 1: Measured Value (dBm) = Reading (dBm) + Factor (dB)
Note 2: Margin (dB) = Measured Value (dBm) – Limit (dBm)

Modulation	BLE (1Mbps)	**Test Freq. (MHz)**	2480
Polarization	Horizontal		

Test By :Ryan Lee Temperature:23 Humidity(%):64

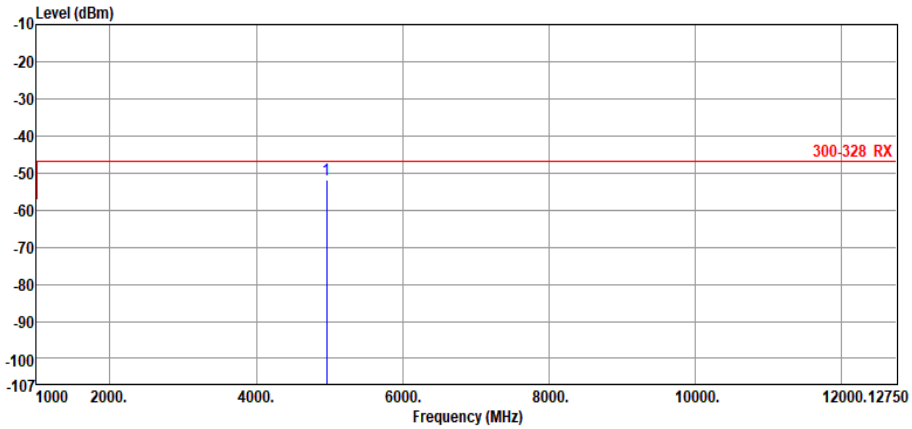

	Freq.	Measured value	Limit	Margin	Factor	Reading
	MHz	dBm	dBm	dB	dB	dBm
1	4959.39	-51.92	-47.00	-4.92	11.35	-63.27

Note 1: Measured Value (dBm) = Reading (dBm) + Factor (dB)
Note 2: Margin (dB) = Measured Value (dBm) – Limit (dBm)

Modulation	BLE (1Mbps)	**Test Freq. (MHz)**	2480
Polarization	Vertical		

Test By :Ryan Lee Temperature:23 Humidity(%):64

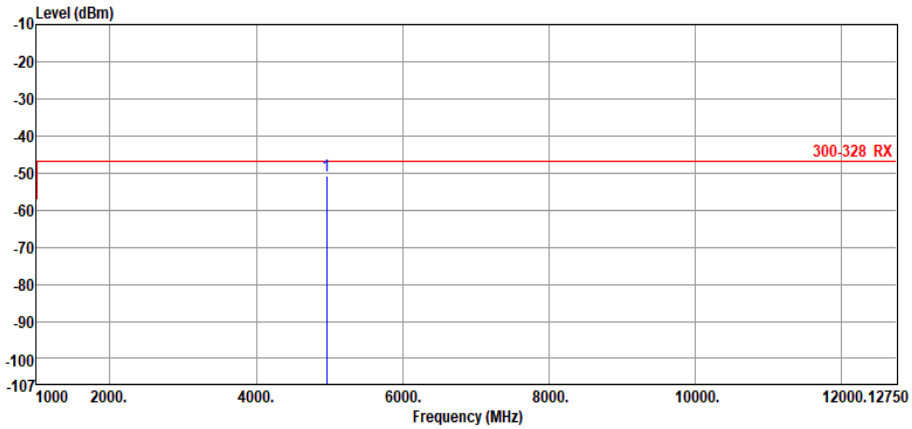

	Freq.	Measured value	Limit	Margin	Factor	Reading
	MHz	dBm	dBm	dB	dB	dBm
1	4959.81	-50.73	-47.00	-3.73	11.70	-62.43

Note 1: Measured Value (dBm) = Reading (dBm) + Factor (dB)
Note 2: Margin (dB) = Measured Value (dBm) – Limit (dBm)

Modulation	BLE (2Mbps)	**Test Freq. (MHz)**	2402
Polarization	Horizontal		

Test By :Ryan Lee Temperature:23 Humidity(%):64

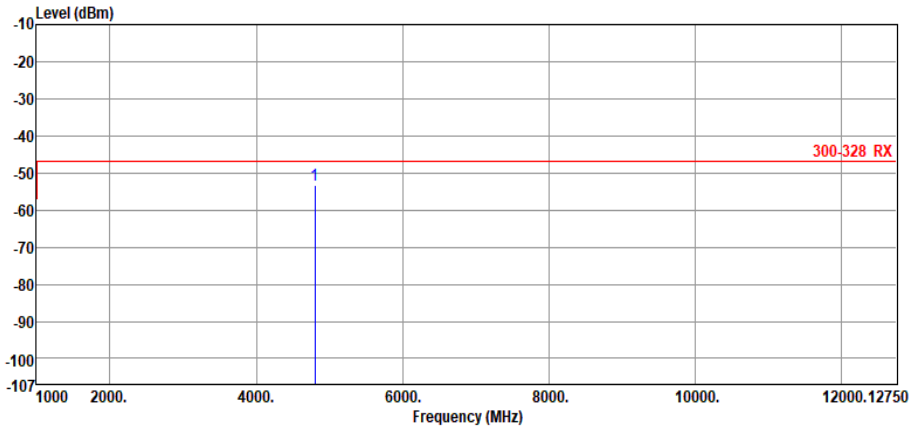

	Freq.	Measured value	Limit	Margin	Factor	Reading
	MHz	dBm	dBm	dB	dB	dBm
1	4804.11	-53.33	-47.00	-6.33	10.34	-63.67

Note 1: Measured Value (dBm) = Reading (dBm) + Factor (dB)
Note 2: Margin (dB) = Measured Value (dBm) – Limit (dBm)

Modulation	BLE (2Mbps)	**Test Freq. (MHz)**	2402
Polarization	Vertical		

Test By :Ryan Lee Temperature:23 Humidity(%):64

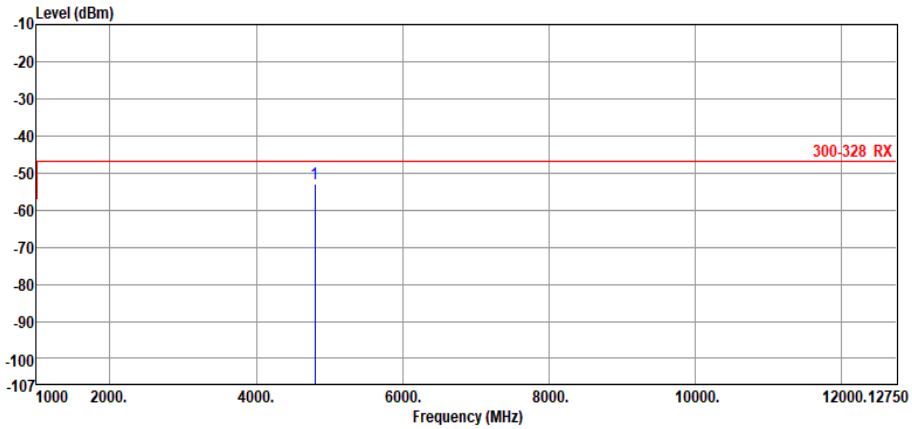

	Freq.	Measured value	Limit	Margin	Factor	Reading
	MHz	dBm	dBm	dB	dB	dBm
1	4804.78	-52.89	-47.00	-5.89	10.91	-63.80

Note 1: Measured Value (dBm) = Reading (dBm) + Factor (dB)
Note 2: Margin (dB) = Measured Value (dBm) – Limit (dBm)

Modulation	BLE (2Mbps)	**Test Freq. (MHz)**	2480
Polarization	Horizontal		

Test By :Ryan Lee Temperature:23 Humidity(%):64

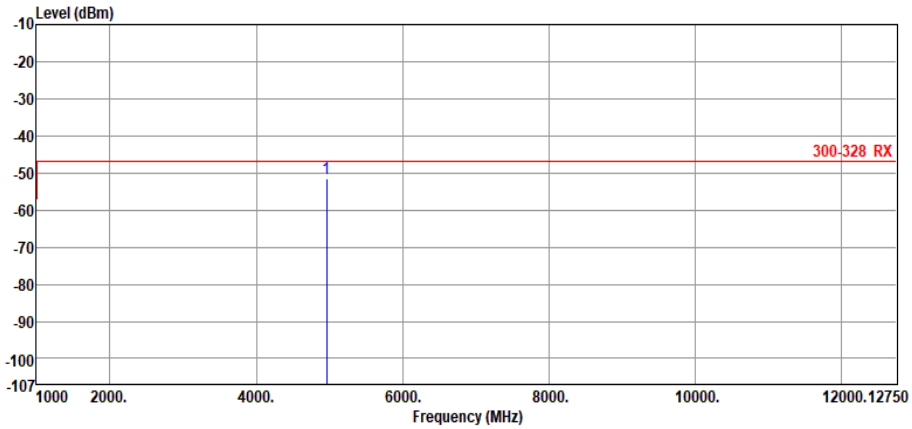

	Freq.	Measured value	Limit	Margin	Factor	Reading
	MHz	dBm	dBm	dB	dB	dBm
1	4959.66	-51.53	-47.00	-4.53	11.36	-62.89

Note 1: Measured Value (dBm) = Reading (dBm) + Factor (dB)
Note 2: Margin (dB) = Measured Value (dBm) – Limit (dBm)

Modulation	BLE (2Mbps)	**Test Freq. (MHz)**	2480
Polarization	Vertical		

Test By :Ryan Lee Temperature:23 Humidity(%):64

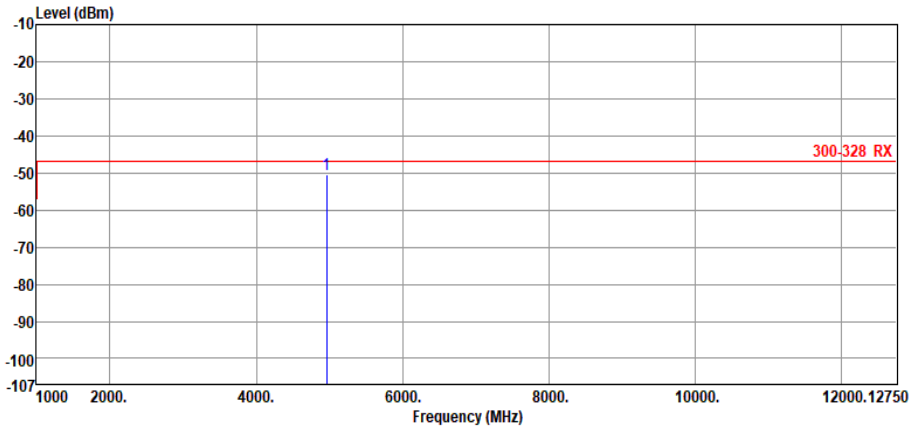

	Freq.	Measured value	Limit	Margin	Factor	Reading
	MHz	dBm	dBm	dB	dB	dBm
1	4959.29	-50.28	-47.00	-3.28	11.70	-61.98

Note 1: Measured Value (dBm) = Reading (dBm) + Factor (dB)
Note 2: Margin (dB) = Measured Value (dBm) – Limit (dBm)

2402 MHz

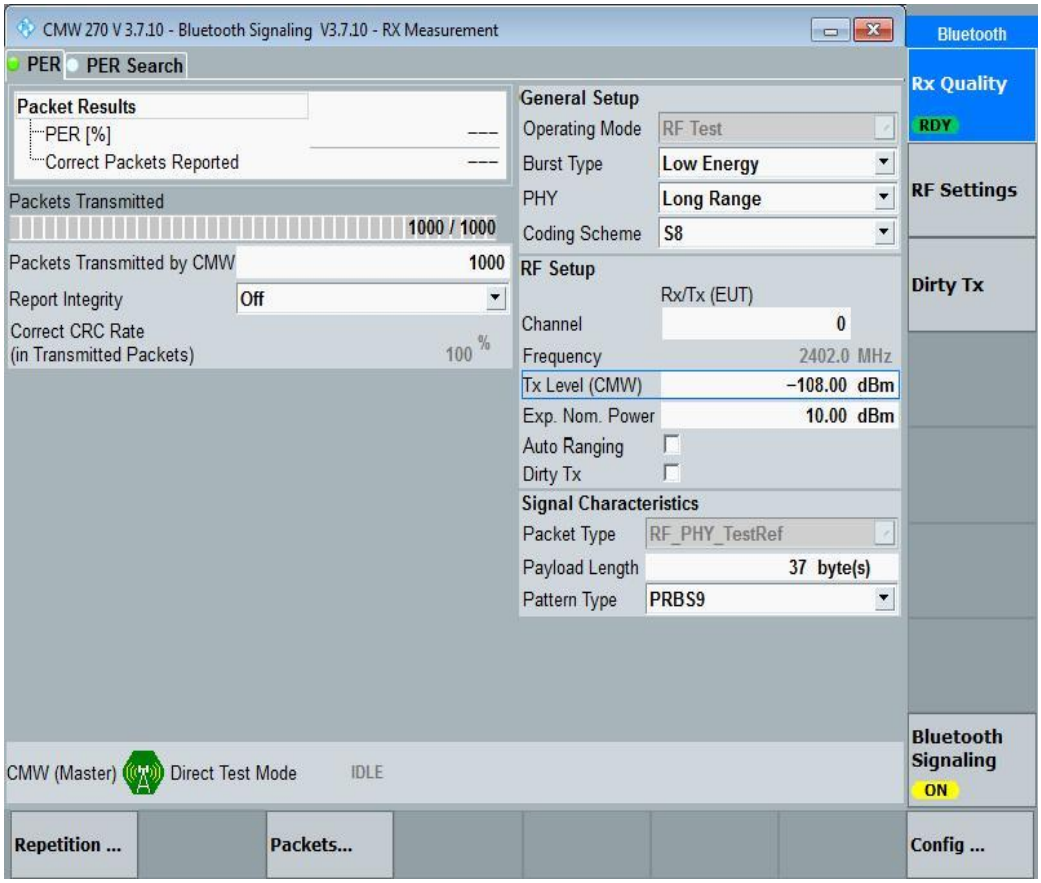


```
03/08/24 13:08:05.832  com14@115200 <c LE_Test_End
                    HCI Command Complete Event
                  com14@115200
                  [0E 06 ]: 01 1F 20 00 E1 03
                  event = 0x0E (14,"Command Complete")
                  Num_HCI_Command_Packets = 0x1 (1)
                  Command_Opcode = 0x201F (8223, "LE_Test_End")
                  Status = 0x0 (0, "Success")
                  Num_Of_Packets_Received = 0x3E1 (993)
```

Packet Sent Numbers	1000
Packet Received Numbers	993
PER(%)	0.7

Receiver Category	2		
Performance Criteria Limit	PER ≤ 10 %		
Wanted Signal Mean Power from Companion Device (dBm)	Blocking Signal Frequency (MHz)	Blocking Signal Power (dBm)	Test Result
-66.34	2380	-31.5	Pass
-66.34	2300	-31.5	Pass

2480 MHz

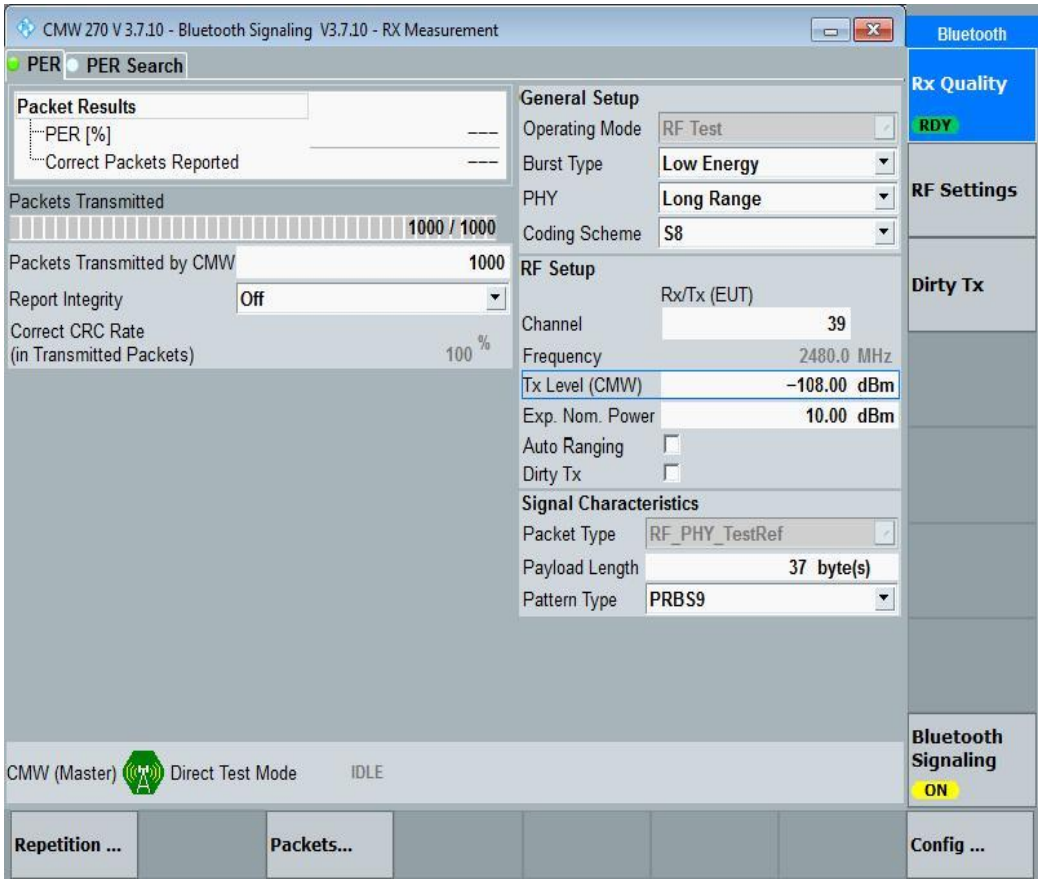


```
03/08/24 13:11:06.591  com14@115200 <c LE_Test_End
                HCI Command Complete Event
               com14@115200
               [0E 06 ]: 01 1F 20 00 B1 03
               event = 0x0E (14,"Command Complete")
               Num_HCI_Command_Packets = 0x1 (1)
               Command_Opcode = 0x201F (8223, "LE_Test_End")
               Status = 0x0 (0, "Success")
               Num_Of_Packets_Received = 0x3B1 (945)
```

Packet Sent Numbers	1000
Packet Received Numbers	945
PER(%)	5.5

Receiver Category	2		
Performance Criteria Limit	PER ≤ 10 %		
Wanted Signal Mean Power from Companion Device (dBm)	Blocking Signal Frequency (MHz)	Blocking Signal Power (dBm)	Test Result
-66.34	2504	-31.5	Pass
-66.34	2584	-31.5	Pass